



- High load voltage - up to 480VAC
- 4 ~ 32VDC or 90~250VAC control voltage
- Three Phase, Zero cross-over switching.
- LED control input indicator
- Integrated heatsink with DIN rail mounted
- RoHS Compliant
- UL approved

Output (load)

Load type		3PST-NO (3 N/O) Resistive
Load current		20A, 25A, 30A
Load switching voltage	AC V _{rms}	40 - 480V
Maximum peak voltage	AC V _{pk}	900V
Minimum load current		0.1A
Inrush Current (max.)	10ms	20A: 240A / 25A: 300A / 30A:380A
I ² t		20A: 288A ² s / 25A: 450A ² s / 30A: 660A ² s
Switch type		Zero Cross (Consult factory for Random)
On voltage drop	V AC	1.6V
Leakage current off	mA	≤ 10mA

Input (control)

Control voltage (rated)	V	DC Control: 4 - 32VDC / AC Control: 90 - 250VAC
Control current	mA	< 20mA
Turn-on voltage (min)	V _{min}	DC Control: 3.5VDC / AC Control: 80VAC
Turn-on voltage (max)	V _{max}	DC Control: 35VDC / AC Control:280VAC
Turn-off voltage	V	DC Control: 2VDC / AC Control:40VAC

Insulation

Insulation resistance		≤ 500MΩ at 500VDC, 50%RH
Dielectric strength	V AC	≥ 2500V

General Data

Operating time (typical)	mS	Approximately 1/2 cycle of load frequency + ≤1ms
Release time (typical)	mS	Approximately 1/2 cycle of load frequency + ≤1ms
Dimensions	L x W x H	100 x 110 x 130mm
Weight		approx. 982g
Ambient temperature	storage	-30 to 100°C (No icing or condensation)
	operating	-30 to 80°C (with derating). (No icing or condensation)
Relative Humidity		45 - 85% RH

Ordering Code

CAG6-3 / 032 F - 38 - 25 Z

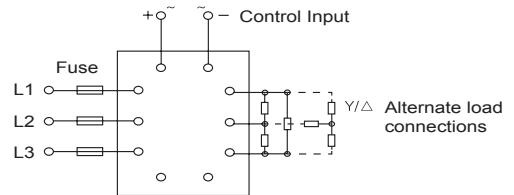
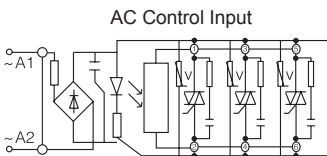
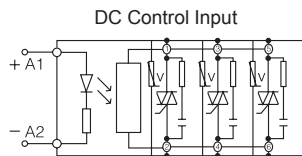
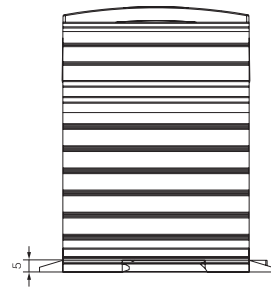
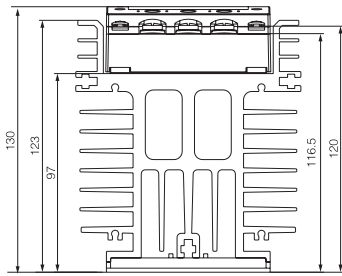
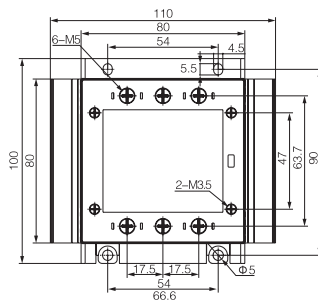
Z - Zero Crossover
R - Random

20 - 20A
25 - 25A
30 - 30A

38 - 40~440VAC

032 - 4~32VDC
250 - 90~250VAC

Dimensions



Dimensions in mm

