

SMM5025S-101-LF



Common Mode Chokes



RoHS Compliant

SPECIFICATION APPROVAL

CUSTOMER : BEC Distribution

PRODUCT : SMM5025S-101-LF

Pb-free

CODE NO. : C06250040

CUS. CODE :

SPEC.NO. : C-6250-040(00)

DATE : 13-Oct-20

CUSTOMER APPROVAL

BEC DISTRIBUTION LIMITED

4 EDGING LANE, WINDSOR PARK, BUCKINGHAM
BUCKINGHAMSHIRE MK18 7SD - United Kingdom

sales@bec.co.uk

T: +44 (0) 1844 275824

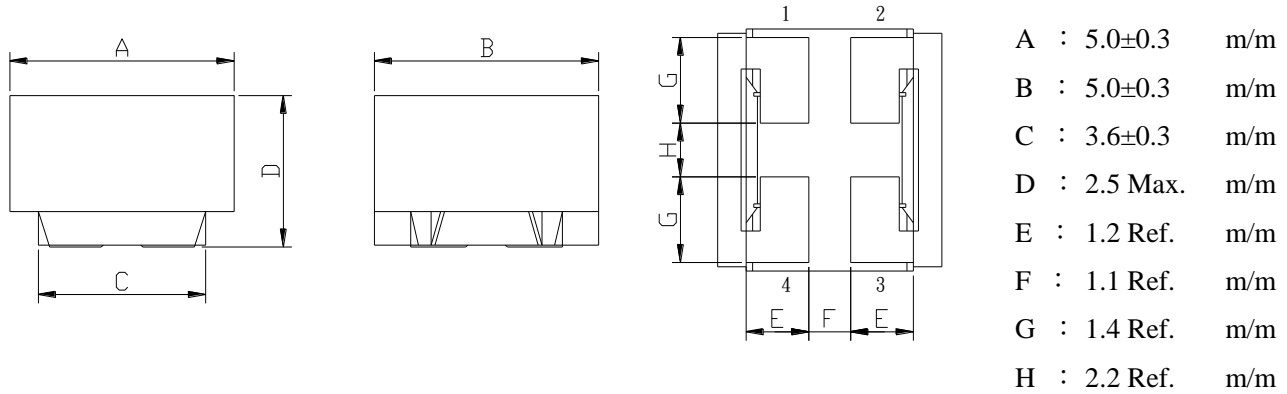
www.bec.co.uk

PREPARED BY	APPROVED BY	AUTHORIZED BY
JEAN	TONY	MASCOT

Murata DLW5BTN101SQ2L alternative

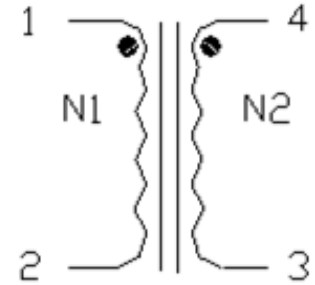
PRODUCT	SMM5025S-101-LF	COIL SPECIFICATION	DATE	2020/10/13
SPEC.NO.	C-6250-040(00)		CODE NO.	C06250040

EXTERNAL DIMENSIONS :

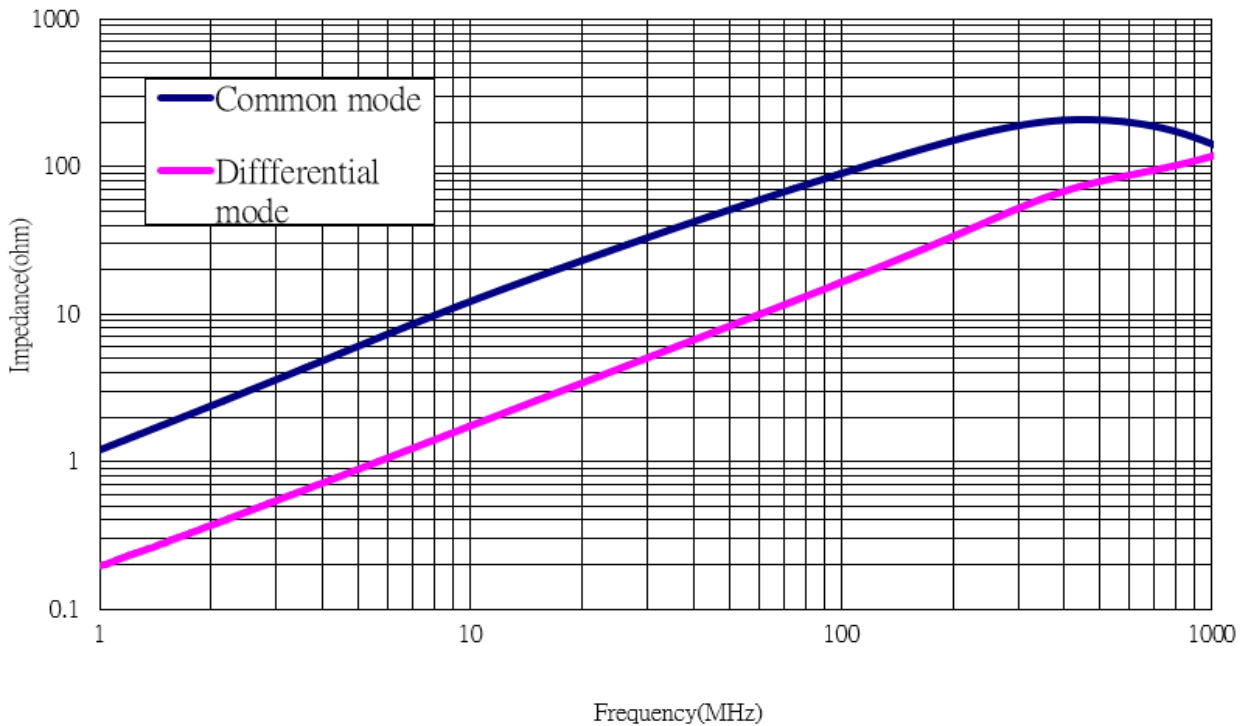


ELECTRICAL CHARACTERISTIC :

Impedance(Ω) :	100 Typ.	100MHz
DCR(mΩ) :	14	Max.
IDC(A) :	6.0	Max.
Insulation resistance (MΩ) :	10	Min.
Rated Voltage Edc(V) :	50	Typ.
Operating Temperature Range :	-40°C to +125°C	



Impedance-Frequency Curve :



Murata DLW5BTN101SQ2L alternative



PRODUCT	SMM5025S-101-LF	COIL SPECIFICATION	DATE	2020/10/13
SPEC.NO.	C-6250-040(00)		CODE NO.	C06250040

TEST DATA

ELECTRICAL CHARACTERISTICS								
MEAS. ITEM	Impedance	DCR(mΩ)						
TEST FREQ.	100MHz	Max.						
YOUR								
SPEC.	100 Typ.	14.0						
1								
2								
3								
4								
5								
6								
7								
8								
9								
10								
X	#DIV/0!	#DIV/0!						
R	0.0	0.0						

DIMENSION								
MEAS. ITEM	A	B	C	D	E	F	G	H
TEST FREQ.	m/m	m/m	m/m	m/m	m/m	m/m	m/m	m/m
YOUR								
SPEC.	5.0±0.3	5.0±0.3	3.6±0.3	2.5 Max.	1.2 Ref.	1.1 Ref.	1.4 Ref.	2.2 Ref.
1								
2								
3								
4								
5								
6								
7								
8								
9								
10								
X	#DIV/0!	#DIV/0!	#DIV/0!	#DIV/0!	#DIV/0!	#DIV/0!	#DIV/0!	#DIV/0!
R	0.0	0.0	0.0	0.0	0.0	0.0	0.0	0.0

Murata DLW5BTN101SQ2L alternative



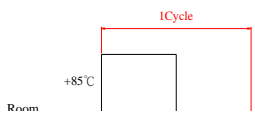
PRODUCT	SMM5025S-101-LF	COIL SPECIFICATION	DATE	2020/10/13
SPEC.NO.	C-6250-040(00)		CODE NO.	C06250040
TEST ITEMS	SPECIFICATIONS	TEST CONDITIONS / TEST METHODS		
<u>ELECTRICAL PERFORMANCE TEST</u>				
L	REFER TO STANDARD ELEC-TRICAL CHARACTERISTIC LIST.	CH-1061 OR EQUIV.		
DCR		CH-502A OR EQUIV		
RATED CURRENT		APPLIED THE CURRENT TO COILS THE IDUCTANCE CHANGE SHOULD BE LESS THAN 10% TO INITIAL VALUE AND TEMPERATURE RISE SHOULD NOT BE MORE THAN 40°C..		
TEMPERATURERISE TEST	40°C MAX (Δt)	1. APPLIED THE ALLOWED DC CURRENT FOR 4 HOURS. 2. TEMPERATURE MEASURE BY DIGITAL SURFACE THERMOMETER.		
OVER LOAD TEST	NO EVIDENCE OF ELECTRICAL DAMAGE	APPLIED 1.5 TIMES OF RATED ALLOWED DC CURRENT TO INDUCTORS FOR A PERIOD OF 5 MINUTES.		
<u>MECHANICAL PERFORMANCE TEST</u>				
SOLDER HEAT RESISTANCE	1. INDUCTORS SHOULD HAVE NO EVIDENCE OF ELEC- TRICAL AND MICHANICAL DAMAGE 2. INDUCTANCE SHOULD NOT HANGE MORE THAN± 10% 3. SOLDER MATERIAL WILL BE LEAD FREE.	PREHEAT:150°C 60SECS		
VIBRATION TEST (LOW FREQUENCY)		SOLDER TEMPERATU 255±5°C FLUX: ROXIN.. DIP TIME:10±0.5SECS.		
SHOCK TEST	INDUCTORS SHOULD BE DROPPED 10 TIMES FROM A HEIGHT OF 1m ONTO 3cm WOODEN BOARD.			

Murata DLW5BTN101SQ2L alternative

PRODUCT	SMM5025S-101-LF	COIL SPECIFICATION	DATE	2020/10/13
SPEC.NO.	C-6250-040(00)		CODE NO.	C06250040
TEST ITEMS	SPECIFICATIONS	TEST CONDITIONS / TEST METHODS		
<u>MECHANICAL PERFORMANCE TEST</u>				
SOLDERABILITY TEST	MORE THAN 90% OF TERMINAL ELECTRODE SHOULD BE COVERED WITH SOLDER.	AFTER FLUXING, INDUCTOR SHALL BE DIPPED IN A MELTED SOLDER BATH AT $255\pm 5^{\circ}\text{C}$ FOR 5 SECONDS		
COMPONENT ADHESION (PUSH TEST)	1.5Kg Min	THE DEVICE SHOULD BE REFLOW SOLDERED ($255\pm 5^{\circ}\text{C}$ FOR 10 SECONDS) TO A TINNED COPPER SUBSTRATE. A DYNOMETER FORCE GAUGE SHOULD BE APPLIED TO THE SIDE OF THE COMPONENT. THE DEVICE MUST WITH- STAND A MINIMUM FORCE OF 1.5Kg WITHOUT AILURE OF THE TERMINATION . ATTACHED TO COMPONENT.		
COMPONENT ADHESION (PULL TEST)	1.5Kg Min	1.INSERT 10cm WIRE INTO THE REMAINING OPEN EYE BEND THE ENDS OF EVEN WIRE LENGTHS UPWARD AND WIND TOGETHER 2. TERMINAL SHALL NOT BEREMARKABLY DAMAGED		
FLEXTURE STRENGTH	THE FORCES APPLIED SHOULD NOT DAMAGE THE DIELECTRIC.	SOLDER A CHIP ON A TEST SUBSTRATE, BEND THE SUBSTRATE BY 2mm AND RETURN.		
RESISTANCE TO SOLVENT TEST	THERE SHOULD BE NO CASEDEFORMATION, CHANGE IN APPEARANCE OR BITERATION OF MARKING	INDUCTERS SHALL WITHSTAND 6 MINTES OF ALCOHOL		

Murata DLW5BTN101SQ2L alternative



PRODUCT	SMM5025S-101-LF	COIL SPECIFICATION	DATE	2020/10/13
SPEC.NO.	C-6250-040(00)		CODE NO.	C06250040
TEST ITEMS	SPECIFICATIONS	TEST CONDITIONS / TEST METHODS		
<u>CLIMATIC TEST</u>				
TEMPERATURE CHARACTERISTIC	1.APPEARANCE:NO DAMAGE 2.INDUCTANCE:WITHIN±10% OF INITIAL VALUE.	- 40°C ~ +125°C		
HUMIDITY TEST		60°C±2°C / 96±2 HOURS		
LOW TEMPERATURE STORAGE		1.TEMPERATURE:- 25°C±2°C 2.TIME: 96±2 HOURS		
THERMAL SHOCK TEST		1.-25±5°C FOR 30 MINUTES. +80±5°C FOR 30 MINUTES. 2.TOTAL: 10 CYCLES 		
HIGH TEMPERATURE STORAGE		1.APPLIED CURRENT: MAX RATED CURRENT 2.TEMPERATURE:80°C±2°C		
NOTE : INDUCTORS ARE TO BE TESTED AFTER 2 HOUR AT ROOM TEMPERATURE.				
<u>LIFE TEST</u>				
HIGH TEMPERATURE LOAD LIFE TEST	INDUCTORS SHOULD BE NO EVIDENCE OF SHORT OR OPEN CIRCUIT	1. TEMPERATURE: 80±2°C 2. TIME: 500±12 HOURS 3. LOAD: ALLOWED DC CURREN		
HUMIDITY LOAD LIFE TEST		1. TEMPERATURE: 60±2°C 2. R.H.: 90-95% 3. TIME: 500±12 HOURS 4. LOAD: ALLOWED DC CURREN		

PRODUCT	SMM5025S-101-LF	COIL SPECIFICATION	DATE	2020/10/13
SPEC.NO.	C-6250-040(00)		CODE NO.	C06250040

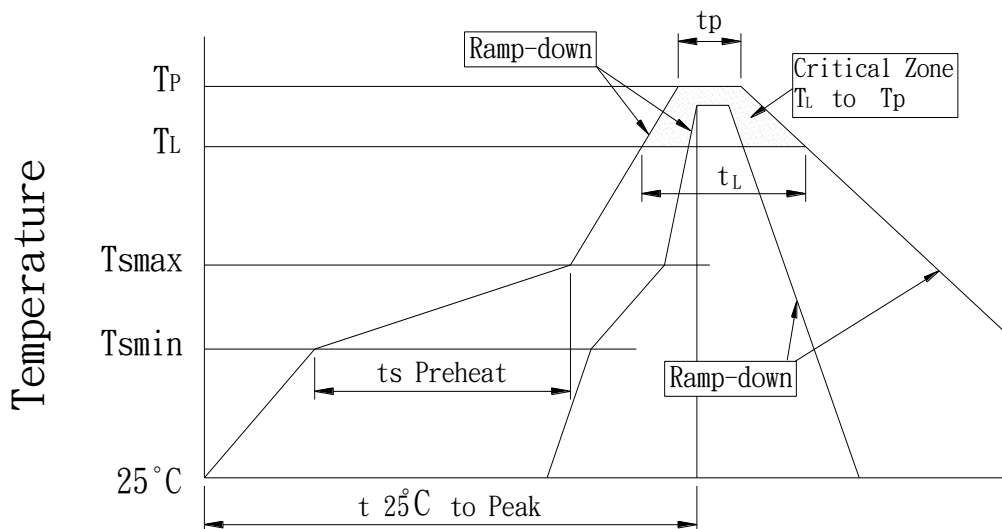
RECOMMENDED SOLDERING CONDITIONS :

CLASSIFICATION REFLOW PROFILES

Profile Feature	Sn-Pb Eutectic Assembly		Pb-Free Assembly	
	Large Body	Small Body	Large Body	Small Body
Average ramp-up rate (T_L to T_P)	3°C/second max.		3°C/second max.	
Preheat				
-Temperature Min (T_{smin})	100°C		150°C	
-Temperature Min (T_{smax})	150°C		200°C	
-Time (min to max) (ts)	60-120 seconds		60-180 seconds	
T_{smax} to T_L				
-Ramp-up Rate			3°C/second max.	
Time maintained above:				
-Temperature (T_L)	183°C		217°C	
-Time (t_L)	60-150 seconds		60-150 seconds	
Peak Temperature (T_P)	225 +0/-5°C	240 +0/-5°C	245 +0/-5°C	255 +5/-5°C
Time within 5°C of actual Peak Temperature (t_p)	10-30 seconds	10-30 seconds	10-30 seconds	20-40 seconds
Ramp-down Rate	6°C/second max.		6°C/second max.	
Time 25°C to Peak Temperature	6 minutes max.		8 minutes max.	

Note : All temperatures refer to topside of the package. Measured on the package body surface.

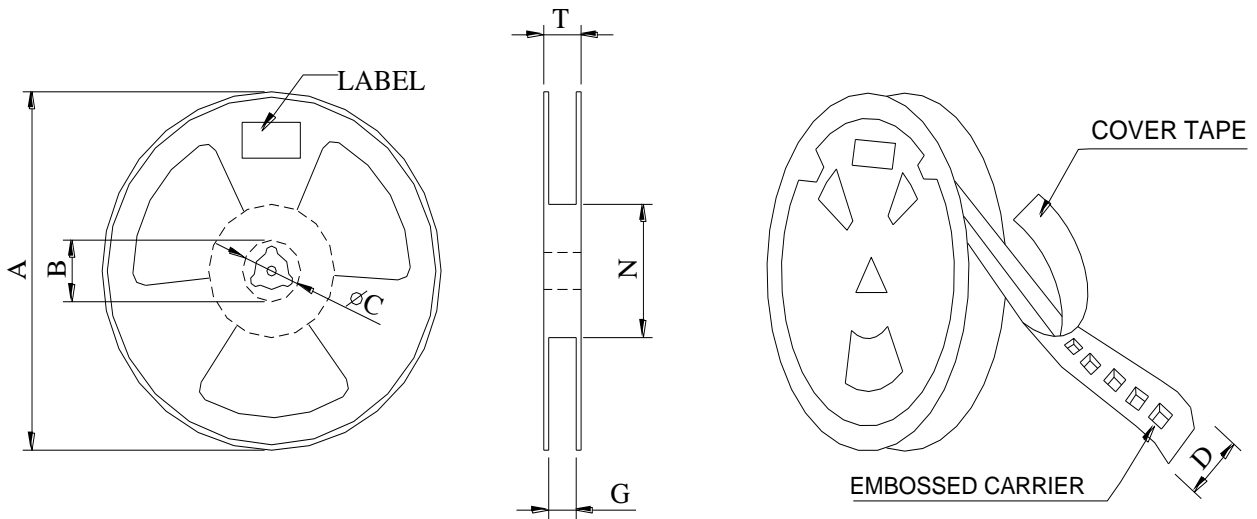
REFLOW SOLDERINGS



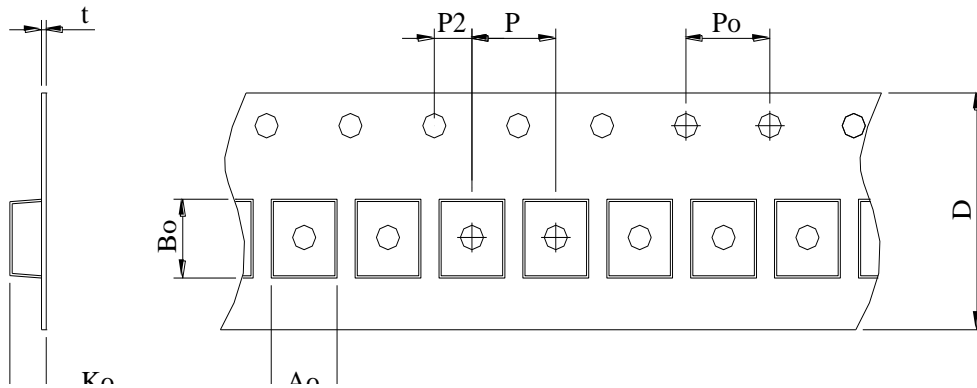
Murata DLW5BTN101SQ2L alternative

PRODUCT	SMM5025S-101-LF	COIL SPECIFICATION	DATE	2020/10/13
SPEC.NO.	C-6250-040(00)		CODE NO.	C06250040

PACKAGE :



*CARRIER TAPE WIDTH : D

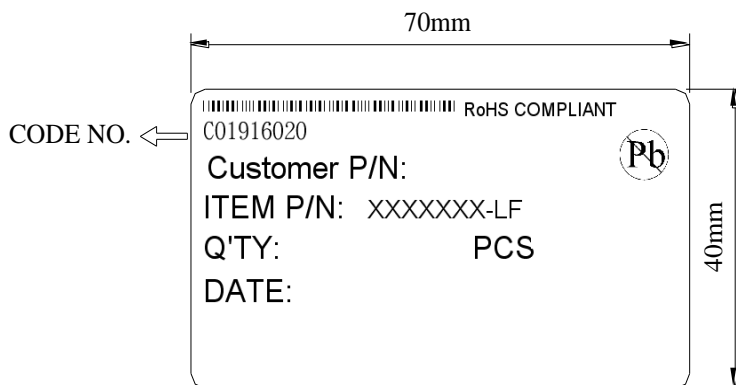


STAYLE	DIMENSIONS (m/m)														
	Q'TY (PCS)	A	B	C	D	G	N	T	Ao	Bo	Ko	t	P	Po	P2
330	2500	330	—	13.5 ± 0.5	12.0 ± 0.3	—	75.0 ±2.0	—	5.3	6	2.0 ±0.1	0.4 ±0.1	8.0 ±0.1	—	—

Murata DLW5BTN101SQ2L alternative

PRODUCT	SMM5025S-101-LF	COIL SPECIFICATION	DATE	2020/10/13
SPEC.NO.	C-6250-040(00)		CODE NO.	C06250040

TABLE :



INNER BOX LABEL

