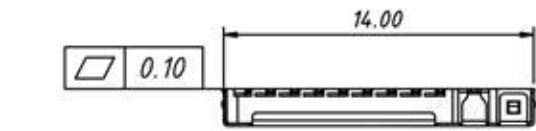
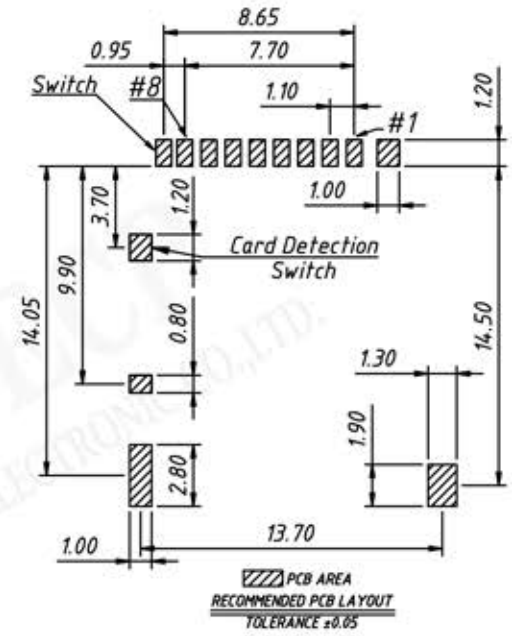
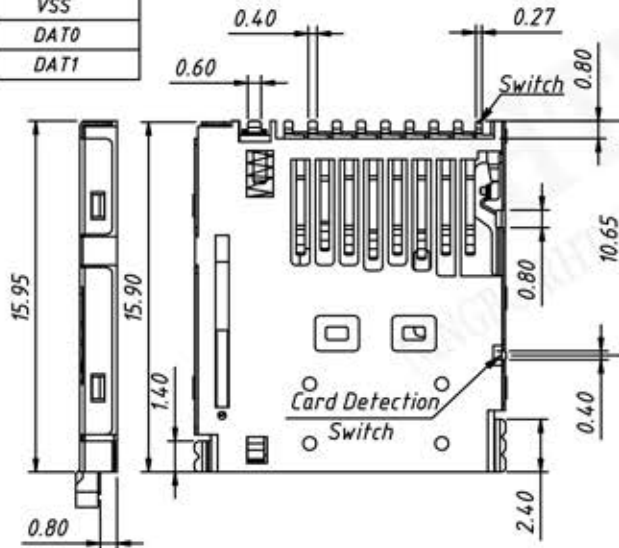
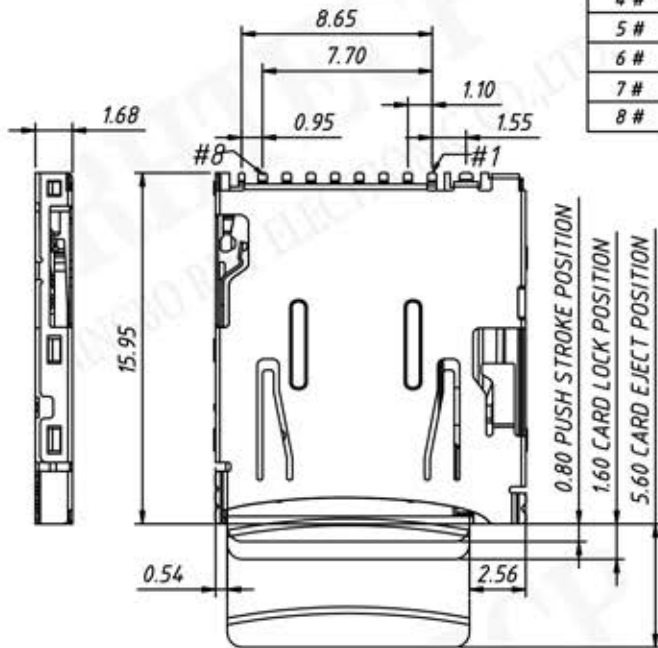


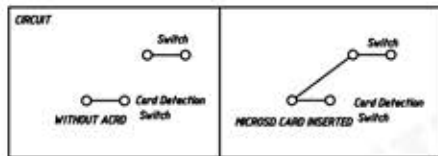
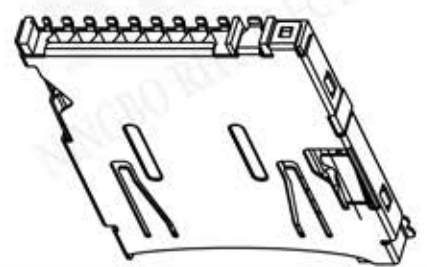
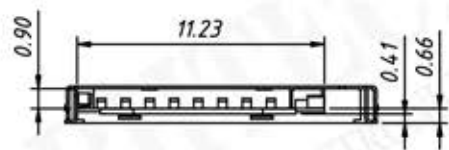
P/N: RE-C-SD114



PIN NO.	PIN ASSIGNMENT
1 #	DAT2
2 #	CD/DAT3
3 #	CMD
4 #	VDD
5 #	CLK
6 #	VSS
7 #	DAT0
8 #	DAT1



PCB AREA
RECOMMENDED PCB LAYOUT
TOLERANCE ±0.05



Material:
 Insulator: Hi-Temperature Plastic, UL94V-0, Black.
 Terminal: Copper Alloy, Gold flash plating on contact area & solder tail.
 Shell: Stainless Steel, Nickel underplated on allover, gold flash on solder tail.

Electrical:
 Insulation Resistance: 1000MΩ Min./500V DC
 Withstanding Voltage: 250V AC/minute.
 Contact Resistance: 100mΩ Max. AT 20mA/20mV Max
 Current Rating: 0.5 A
 Voltage Rating: 5.0 vrms
 Operating Temp Range: -40°C TO +85°C
 Mating Cycles: 5000 Insertions.