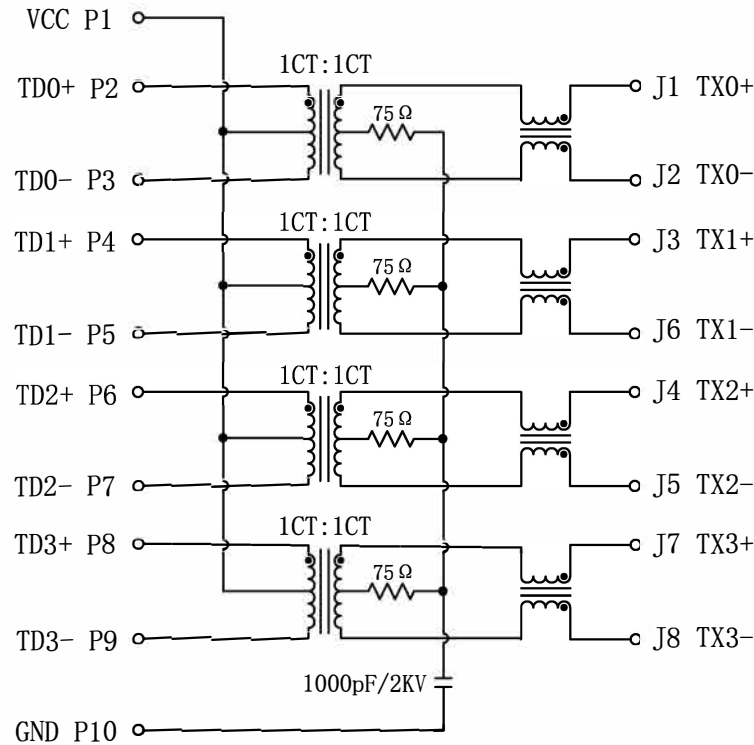


Schematic:

REV.	ECN NO.	DESCRIPTION	DATE	APPD
A	REL	SI - 61012 - F alternative	2010/06/17	

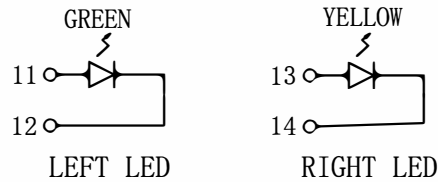
PC BOARD CONNECTIONS



RJ45 CONNECTOR

ELECTRICAL SPECIFICATIONS@25°C

- Turn Ratio($\pm 2\%$): 1CT:1CT
- Inductance OCL: 350uH MIN @100KHz/0.1V, 8mA DC Bias
- Insertion Loss:
-1.0dB MAX @ 1.0-65MHz
- Return Loss:
-20dB MIN @ 1-10MHz
-16dB MIN @ 10-30MHz
-12dB MIN @ 30-60MHz
-10dB MIN @ 60-100MHz
- Cross talk:
-40dB MIN @ 1-30MHz
-35dB MIN @ 30-60MHz
-30dB MIN @ 60-100MHz
- Common Mode Rejection:
-30dB MIN @ 1-50MHz
-20dB MIN @ 50-150MHz
- Hipot: 1500Vrms MIN
- Operating Temperature: 0°C TO 70°C



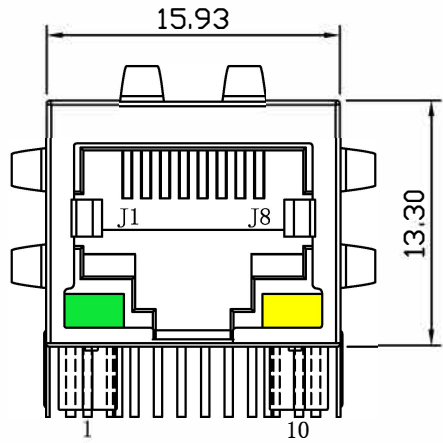
Emitting Color	λ p(nm)	VF@IF=20mA	IR @VR=5V
GREEN	565	1.8~2.6V	10 μ A max
YELLOW	585	1.8~2.6V	10 μ A max



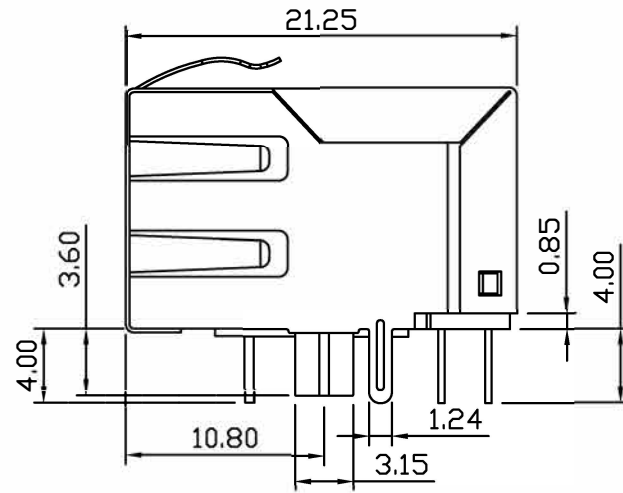
X:X ± 0.30	APPD:	SI - 61012 - F alternative
X:XX ± 0.25	CHKD:	
X:XXX ± 0.05	DR: TOM	TITLE: RJ45 Connector with 1000 Base-T Integrated Magnetics
ANGLES $\pm 1^\circ$	UNIT: mm	PART NO.: BCJG0820GENL
	SCALE: 2/1	SHEET: 1/2
	REV: A	DWG NO.: LP10061733

Mechanical:

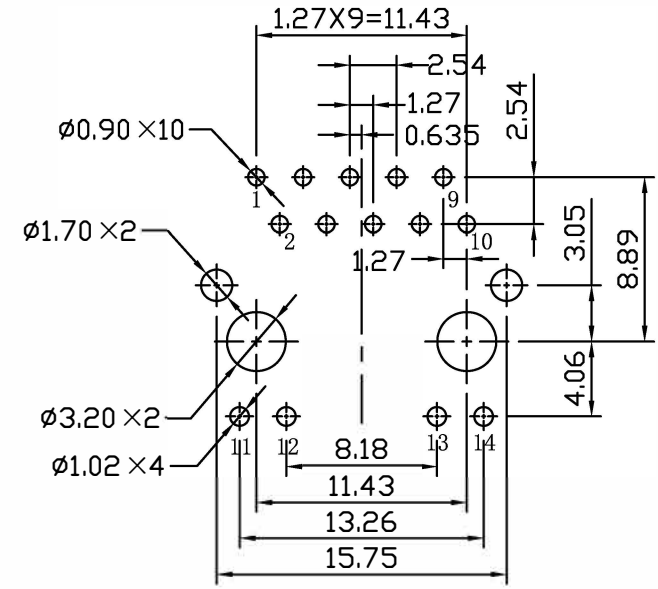
REV.	ECN NO.	DESCRIPTION	DATE	APPD
A	REL	SI - 61012 - F alternative	2010/06/17	



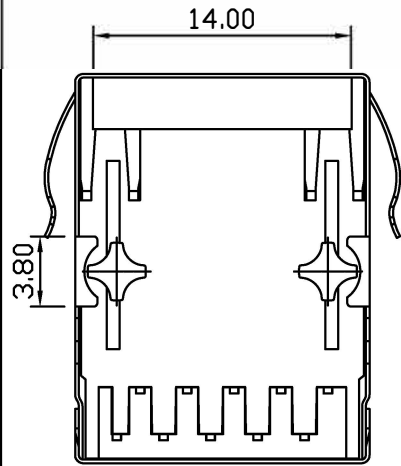
Front Side View



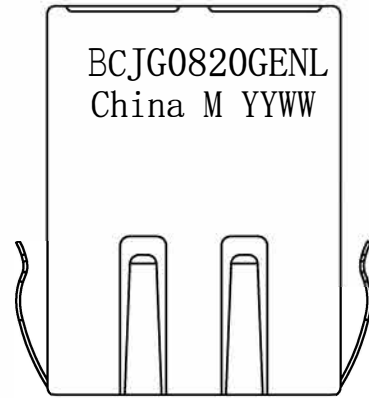
Left Side View



Suggested PCB Layout (Top View)



Bottom Side View



Top Side View

NOTES:

1. Designed to support application, such as SOHO (ADSL modems), LAN-on-Motherboard (LOM), hub and Switches.
2. Meets IEEE802.3 specification
3. Connector Materials:
 Housing: Thermoplastic PBT+30%G.F UL94V-0
 Contact: Phosphor Bronze C5210R-EH Thickness=0.35mm
 Pins: Brass C2680R-H Thickness=0.35mm
 Shield: SUS 201-1/2H Thickness=0.2mm
 Contact plating: Gold 6 micro-inches min. In contact area.
4. Wave solder tip temperature: 265°C Max, 5 Sec Max.



X:X ± 0.30	APP :	SI - 61012 - F alternative		
X:XX ± 0.25	CHKD:	TITLE: RJ45 Connector with 1000 Base-T Integrated Magnetics		
X:XXX ± 0.05	DR: TOM	PART NO.: BCJG0820GENL		
ANGLES ± 1°	UNIT: mm			
	SCALE: 2/1	SHEET: 2/2	REV: A	DWG NO.: LP10061733