
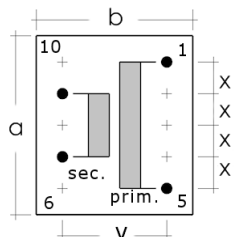
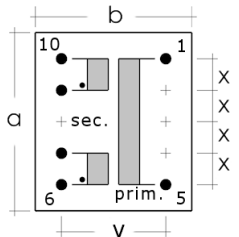
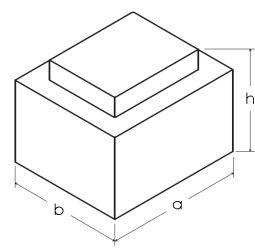



- Safety transformers according to the European standard CEI EN 61558-1 and CEI EN 61558-2-6
- Primary and Secondary two chamber windings
- Epoxy encapsulated
- Marking on primary side
- Tin-plated phosphor bronze pins
- Pins size: Ø 0,9 mm typ , length 4mm min
- Only electrically used pins are mounted
- 5000V dielectric strength between primary and secondary windings
- 100% tested
- Custom versions on request also with ta70/B



0.65 VA - t_a50/B

Code	Primary (50-60Hz)	Secondary ¹	Layout	Overload Protection
1005S106	230V	6V - 108 mA	Drawing 1	inherently short-circuit proof
1005S109	230V	9V - 72 mA	Drawing 1	inherently short-circuit proof
1005S112	230V	12V - 54 mA	Drawing 1	inherently short-circuit proof
1005S115	230V	15V - 43 mA	Drawing 1	inherently short-circuit proof
1005S118	230V	18V - 36 mA	Drawing 1	inherently short-circuit proof
1005S124	230V	24V - 27 mA	Drawing 1	inherently short-circuit proof
1005S206	230V	2x 6V - 54 mA	Drawing 2	inherently short-circuit proof
1005S209	230V	2x 9V - 36 mA	Drawing 2	inherently short-circuit proof
1005S212	230V	2x 12V - 27 mA	Drawing 2	inherently short-circuit proof
1005S215	230V	2x 15V - 22 mA	Drawing 2	inherently short-circuit proof
1005T106	115V	6V - 108 mA	Drawing 1	inherently short-circuit proof
1005T109	115V	9V - 72 mA	Drawing 1	inherently short-circuit proof
1005T112	115V	12V - 54 mA	Drawing 1	inherently short-circuit proof
1005T115	115V	15V - 43 mA	Drawing 1	inherently short-circuit proof
1005T118	115V	18V - 36 mA	Drawing 1	inherently short-circuit proof
1005T124	115V	24V - 27 mA	Drawing 1	inherently short-circuit proof
1005T206	115V	2x 6V - 54 mA	Drawing 2	inherently short-circuit proof
1005T209	115V	2x 9V - 36 mA	Drawing 2	inherently short-circuit proof
1005T212	115V	2x 12V - 27 mA	Drawing 2	inherently short-circuit proof
1005T215	115V	2x 15V - 22 mA	Drawing 2	inherently short-circuit proof

Dimensions	mm	Drawing 1 (bottom view)	Drawing 2 (bottom view)	Dimensions	.stp file Download
a max	32,4				
b max	27,7				
h max	15,2				
x typ	5,0				
y typ	20,0				

¹ Rated voltage (No load voltage x 1,48).