



## SSB4D11 SERIES – Low Profile SMD Power Inductors



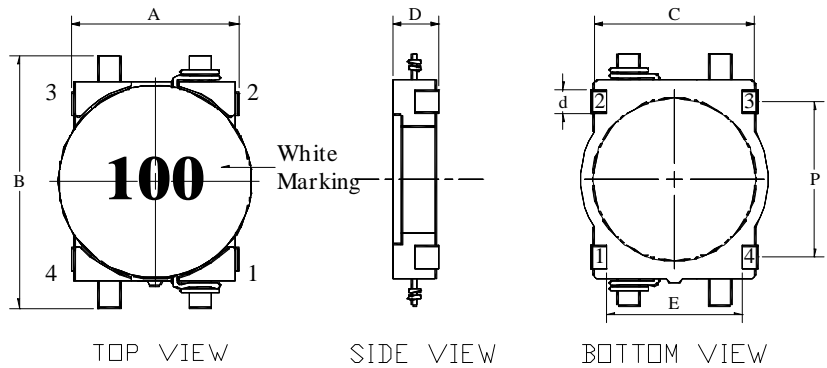
RoHS Compliant

### PART NUMBERING SYSTEM

<b>SSB</b>	<b>4D11</b>	—	<b>6R8M</b>	—	<b>LF</b>
TYPE	DIMENSIONS		INDUCTANCE		LEAD FREE

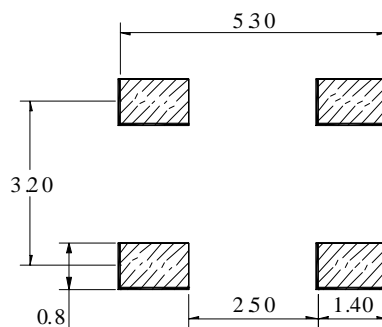
### SHAPES AND DIMENSIONS

UNIT : mm



A=4.40 max. B=5.80 max. C=3.70REF D=1.2max. P=3.2 REF d=0.50 REF

### RECOMMENDED PATTERNS



### FEATURES

- Low profile ( 1.20mm max. height ) .
- Suitable as inductors for Cellular phone .
- Rigid out frame structure ensures anti-shock proof .
- Large current handling capability .



## SSB4D11 SERIES – Low Profile SMD Power Inductors

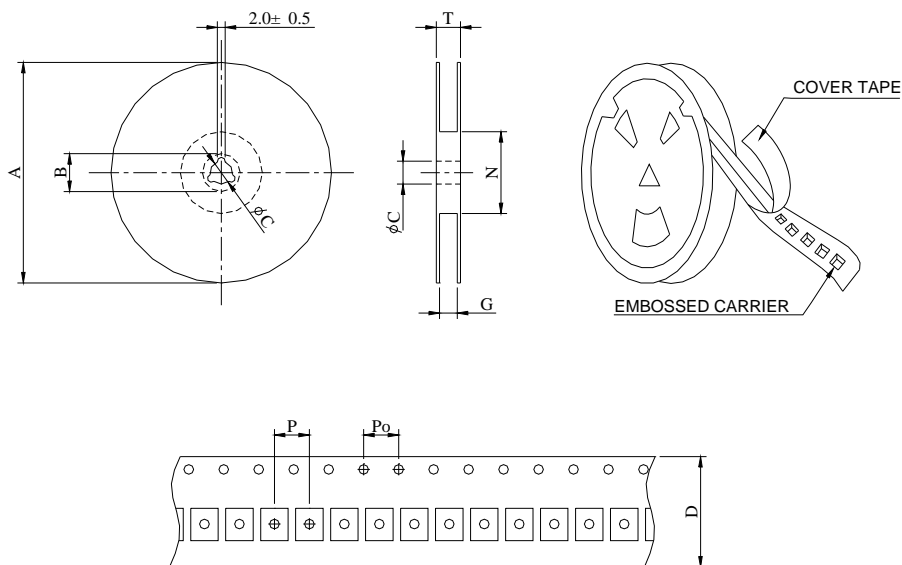
### ELECTRICAL CHARACTERISTICS :

PART NUMBER	INDUCTANCE ( $\mu$ H)	DCR ( $\Omega$ ) (max)	IDC (A) (max)	TEST FREQ. ( f )
SSB4D11-2R2M-LF	2.2 $\pm$ 20%	0.116	0.95	100KHz
SSB4D11-3R3M-LF	3.3 $\pm$ 20%	0.174	0.77	100KHz
SSB4D11-4R7M-LF	4.7 $\pm$ 20%	0.216	0.75	100KHz
SSB4D11-6R8M-LF	6.8 $\pm$ 20%	0.296	0.62	100KHz
SSB4D11-100M-LF	10 $\pm$ 20%	0.457	0.50	100KHz
SSB4D11-150M-LF	15 $\pm$ 20%	0.676	0.40	100KHz
SSB4D11-220M-LF	22 $\pm$ 20%	1.066	0.30	100KHz
SSB4D11-330M-LF	33 $\pm$ 20%	1.647	0.24	100KHz
SSB4D11-470M-LF	47 $\pm$ 20%	2.843	0.18	100KHz

1. Operating temperature range : -40°C to + 120 °C . Electrical specifications at 25 °C .

2. Test equivalent : HP4284A LCR meter or equivalent .

### PACKAGING SPECIFICATION



SERIES	STAYLE	Q' TY (PCS)	DIMENSIONS (m/m)								
			A	B $\pm$ 0.8	C $\pm$ 0.5	D $\pm$ 0.3	G <sup>+</sup> 0	N <sup>0</sup>	P	Po	T
SSB4D11	7	1000	180	21	13	12	12.5	50	8	4	16.5