



SSB2609 SERIES – Low Profile SMD Power Inductors



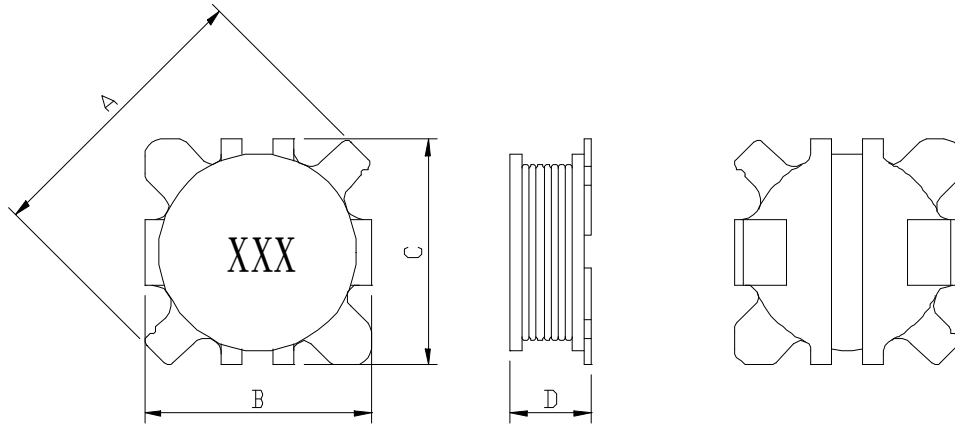
RoHS Compliant

PART NUMBERING SYSTEM

<u>SSB</u>	<u>2609</u>	—	<u>100M</u>	—	<u>LF</u>
TYPE	DIMENSIONS		INDUCTANCE		LEAD FREE

SHAPES AND DIMENSIONS

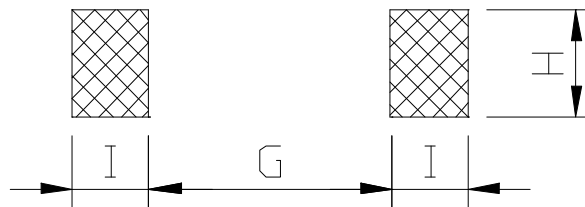
UNIT : mm



A=3.82 Max. B= 2.80±0.2 C=2.6±0.2 D=1.0Max

RECOMMENDED PATTERNS

UNIT : mm



G=1.00 H=1.20 I=1.20



SSB2609 SERIES – Low Profile SMD Power Inductors

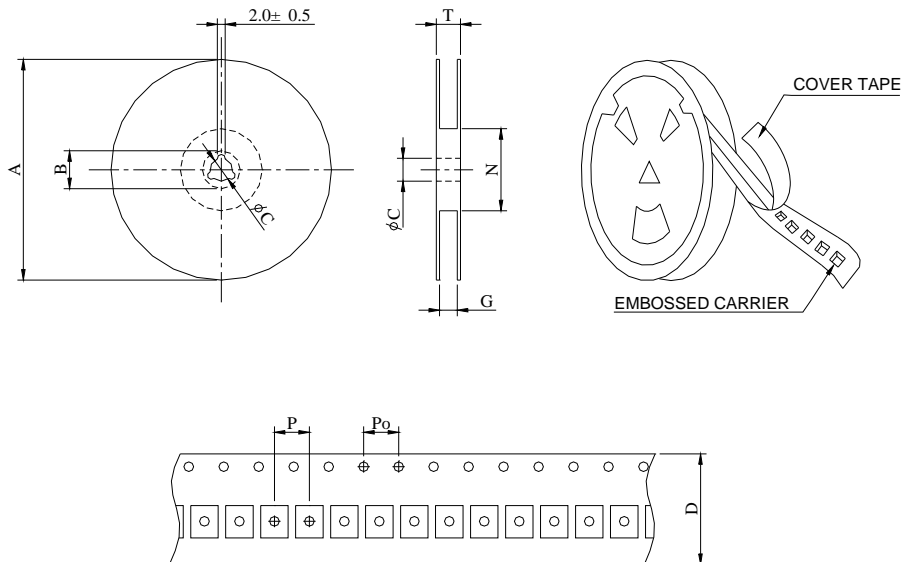


SPECIFICATION TABLE

PART NUMBER	INDUCTANCE (μ H)	DCR (m Ω) (Max.)	Isat (A)	Irms (A)	TEST FREQ. (f)
SSB2609-1R0N-LF	1.0 \pm 30%	111	1.40	1.55	100KHz/0.1V
SSB2609-2R2N-LF	2.2 \pm 30%	215	1.00	1.28	100KHz/0.1V
SSB2609-3R3N-LF	3.3 \pm 30%	263	0.85	0.98	100KHz/0.1V
SSB2609-4R7N-LF	4.7 \pm 30%	339	0.70	0.86	100KHz/0.1V
SSB2609-6R8N-LF	6.8 \pm 30%	544	0.61	0.73	100KHz/0.1V
SSB2609-100M-LF	10.0 \pm 20%	801	0.45	0.52	100KHz/0.1V
SSB2609-150M-LF	15.0 \pm 20%	1029	0.40	0.43	100KHz/0.1V
SSB2609-220M-LF	22.0 \pm 20%	1814	0.33	0.32	100KHz/0.1V

- ※ Inductance measured using a Coilmaster SMD fixture in an Agilent/HP 4284A or equivalent.
- ※ Isat: DC current at which the inductance drops 10% (typ) from its value without current.
- ※ Irms: Average current for 30°C (max) rise from +25°C ambient.
- ※ Storage and ambient operating temperature range -40°C to +125°C.

PACKAGING SPECIFICATION



SERIES	STAYLE	Q' TY (PCS)	DIMENSIONS (m/m)								
			A	B \pm 0.8	C \pm 0.5	D	G ⁺	N ⁰	P	Po	T
SSB2609	13-16	3500	330	21	13	16	18	50	8	4	22.4