

## SPO4812 SERIES – Low Profile SMD Power Inductors



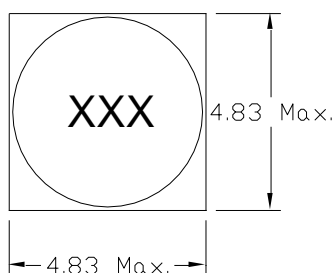
### PART NUMBERING SYSTEM

<b>SPO</b>	<b>4812</b>	<b>1R0M</b>	<b>LF</b>
TYPE	DIMENSIONS	INDUCTANCE	LEAD FREE

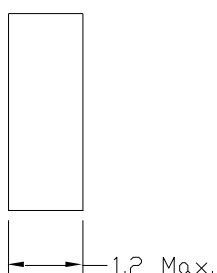
### SHAPES AND DIMENSIONS / PCB LAYOUT

UNIT : mm

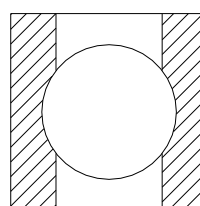
TOP VIEW



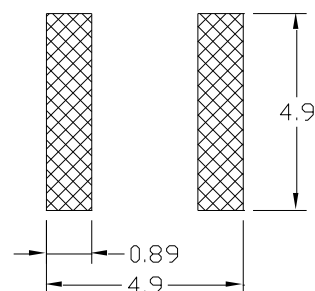
FRONT VIEW



BOTTOM VIEW



PCB PATTERN



### FEATURES

- Designed for applications requiring high inductance, high current & ultra – low profile.
- Ideal for a variety EL lamp inverter and Cellular phone inductor applications.
- Lead free and RoHS compliant

## SPO4812 SERIES – Low Profile SMD Power Inductors



### SPECIFICATION TABLE

PART NUMBER	INDUCTANCE ( $\mu$ H)	DCR ( $\Omega$ ) (Max.)	Isat ( A ) (Max.)	Irms ( A ) (Max.)	SRF(MHz) (Ref.)
SPO4812-1R0M-LF	1.0 $\pm$ 20%	0.055	1.30	0.85	270
SPO4812-1R5M-LF	1.5 $\pm$ 20%	0.080	1.00	0.85	220
SPO4812-2R2M-LF	2.2 $\pm$ 20%	0.090	0.80	0.85	170
SPO4812-3R3M-LF	3.3 $\pm$ 20%	0.120	0.70	0.80	140
SPO4812-4R7M-LF	4.7 $\pm$ 20%	0.155	0.60	0.80	110
SPO4812-6R8M-LF	6.8 $\pm$ 20%	0.225	0.45	0.78	90
SPO4812-8R2M-LF	8.2 $\pm$ 20%	0.270	0.45	0.77	70
SPO4812-100K-LF	10 $\pm$ 10%	0.300	0.40	0.76	60
SPO4812-150K-LF	15 $\pm$ 10%	0.460	0.32	0.72	50
SPO4812-220K-LF	22 $\pm$ 10%	0.640	0.28	0.59	40
SPO4812-330K-LF	33 $\pm$ 10%	0.850	0.22	0.54	30
SPO4812-470K-LF	47 $\pm$ 10%	1.30	0.20	0.50	28
SPO4812-680K-LF	68 $\pm$ 10%	1.80	0.16	0.39	22
SPO4812-101K-LF	100 $\pm$ 10%	2.60	0.13	0.32	18
SPO4812-151K-LF	150 $\pm$ 10%	4.20	0.10	0.26	14
SPO4812-221K-LF	220 $\pm$ 10%	5.50	0.09	0.24	11

- Inductance tested at 100 kHz, 0.1 Vrms, 0 Adc.
- Isat: DC current at which the inductance drops 10% (typ.) from its value without current.
- Irms: Average current for a of 40°C rise above 25°C ambient .
- Operating temperature range -40°C to +105°C.
- Electrical specifications at 25°C.
- Packing : 13" reel, machine-ready ,embossed plastic tape (2,000 parts per full reel).