



## SDC4D28CLD SERIES~ SMD Shielded Power Inductors

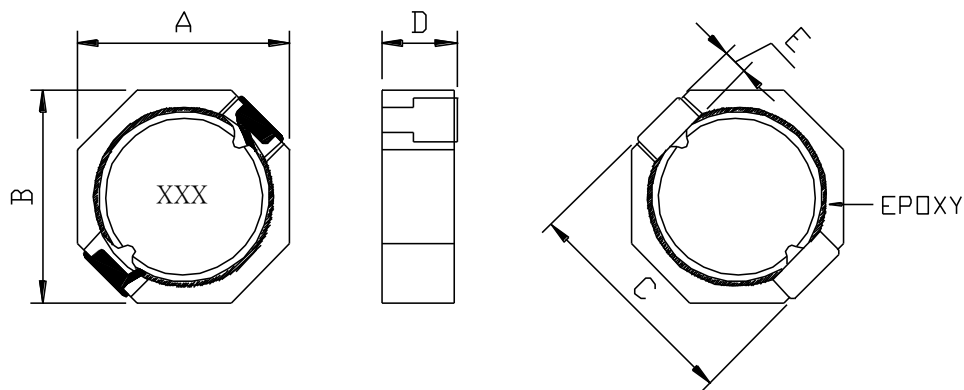


### PART NUMBERING SYSTEM

<b>SDC</b>	<b>4D28CLD</b>	—	<b>680N</b>	—	<b>LF</b>
TYPE	DIMENSIONS		INDUCTANCE		LEAD FREE

### SHAPES AND DIMENSIONS

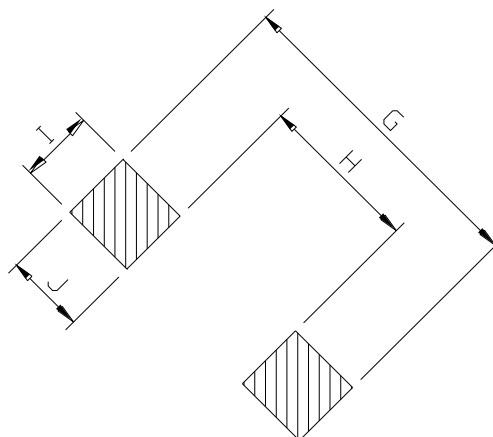
UNIT : mm



A=5.10 max. B=5.10 max. C=6.20 max. D=3.0 max. E=0.60 REF

### RECOMMENDED PATTERNS

UNIT : mm



G= 6.5 H= 4.0 I = 2.0 J = 1.25

## SDC4D28CLD SERIES~ SMD Shielded Power Inductors



### SPECIFICATION TABLE

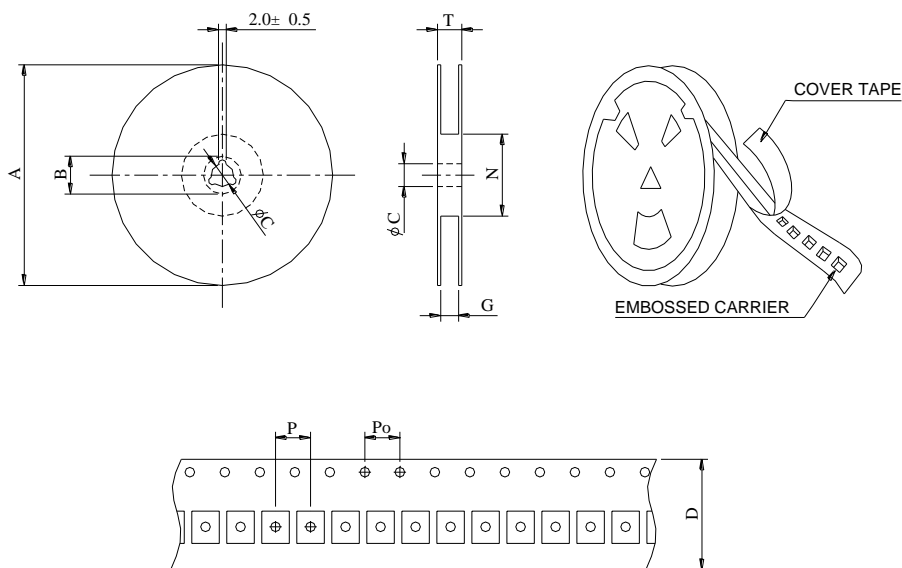
PART NUMBER	INDUCTANCE ( $\mu$ H)	DCR (m $\Omega$ ) (max)	Isat ( mA ) (max)	TEST FREQ. ( f )
SDC4D28CLD-1R0N-LF	1.0 $\pm$ 30%	17.5	3000	100KHz
SDC4D28CLD-2R2N-LF	2.2 $\pm$ 30%	23.8	2000	100KHz
SDC4D28CLD-3R3N-LF	3.2 $\pm$ 30%	28.9	1600	100KHz
SDC4D28CLD-4R7N-LF	4.7 $\pm$ 30%	36.3	1500	100KHz
SDC4D28CLD-6R8N-LF	6.3 $\pm$ 30%	48.8	1200	100KHz
SDC4D28CLD-100N-LF	10 $\pm$ 30%	67.5	900	100KHz
SDC4D28CLD-150N-LF	15 $\pm$ 30%	93.4	810	100KHz
SDC4D28CLD-220N-LF	22 $\pm$ 30%	140	650	100KHz
SDC4D28CLD-330N-LF	33 $\pm$ 30%	223	550	100KHz
SDC4D28CLD-470N-LF	47 $\pm$ 30%	272	430	100KHz
SDC4D28CLD-680N-LF	68 $\pm$ 30%	366	360	100KHz
SDC4D28CLD-101N-LF	100 $\pm$ 30%	520	300	100KHz

- Isat: DC current at which the inductance drops 35% (typ) from its value without current.
- Storage temperature range : - 40°C to + 125°C
- Operating temperature range : - 40°C to + 125°C ( Range in application specific )
- Electrical specifications at 25°C

## SDC4D28CLD SERIES~ SMD Shielded Power Inductors



### PACKAGING SPECIFICATION



SERIES	STAYLE	Q'TY (PCS)	DIMENSIONS (m/m)								
			A	B±0.8	C±0.5	D	G <sup>+0</sup>	N <sup>0</sup>	P	Po	T
SDC4D28CLD	13-16	2000	330	21	13	16	18	50	8	4	22.4