

SDC4D22HP SERIES~ High Current Power Inductors

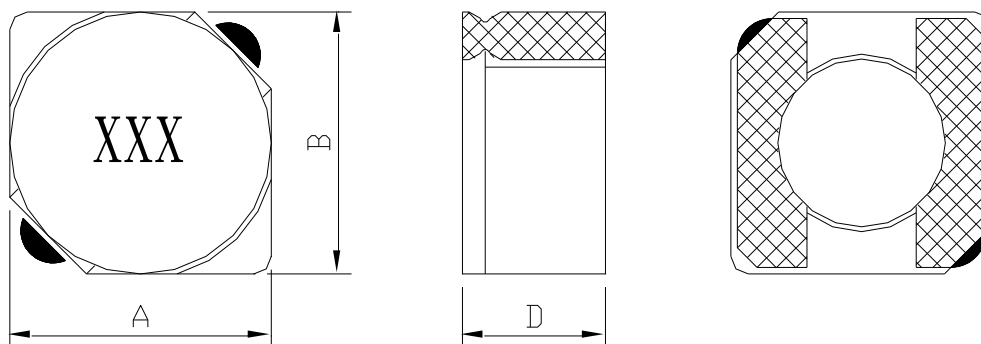


PART NUMBERING SYSTEM

SDC	4D22HP	—	470N	—	LF
TYPE	DIMENSIONS		INDUCTANCE		LEAD FREE

SHAPES AND DIMENSIONS

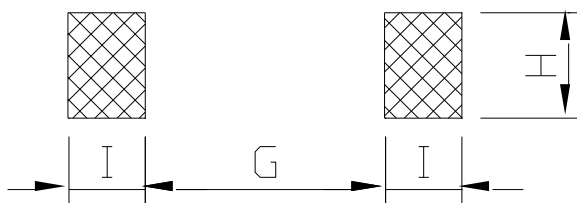
UNIT : mm



A=5.0 Max. B=5.0 Max. D=2.4 Max.

PCB LAYOUT

UNIT : mm



G=1.5 Max. H=5.3 Max. I=1.9 Max.

FEATURES

- Only 5 mm square and 2.4 mm high
- Magnetically shielded
- Saturation current rating up to 4.2 Amps
- Inductance ratings from 1.2 to 100 μ H
- RoHS-compliant. 260°C compatible. Matte tin over nickel over phos bronze terminations

SDC4D22HP SERIES~ High Current Power Inductors



SPECIFICATION TABLE

PART NUMBER	INDUCTANCE (μ H)	DCR (Ω) (Max.)	Isat (A)	Irms (A)
SDC4D22HP-1R2N-LF	1.2 \pm 30%	26.5m	4.20	3.20
SDC4D22HP-1R5N-LF	1.5 \pm 30%	31.3m	3.90	3.00
SDC4D22HP-2R2N-LF	2.2 \pm 30%	44.3m	3.20	2.40
SDC4D22HP-2R7N-LF	2.7 \pm 30%	57.8m	2.80	2.20
SDC4D22HP-3R5N-LF	3.5 \pm 30%	65.1m	2.50	2.00
SDC4D22HP-4R7N-LF	4.7 \pm 30%	82.6m	2.20	1.80
SDC4D22HP-5R2N-LF	5.2 \pm 30%	92.8m	2.00	1.70
SDC4D22HP-6R3N-LF	6.3 \pm 30%	0.110	1.85	1.40
SDC4D22HP-8R2N-LF	8.2 \pm 30%	0.128	1.65	1.35
SDC4D22HP-100N-LF	10 \pm 30%	0.144	1.50	1.30
SDC4D22HP-120N-LF	12 \pm 30%	0.187	1.30	1.10
SDC4D22HP-150N-LF	15 \pm 30%	0.213	1.20	0.85
SDC4D22HP-180N-LF	18 \pm 30%	0.239	1.10	0.80
SDC4D22HP-220N-LF	22 \pm 30%	0.267	1.05	0.90
SDC4D22HP-270N-LF	27 \pm 30%	0.394	0.90	0.70
SDC4D22HP-330N-LF	33 \pm 30%	0.449	0.80	0.65
SDC4D22HP-390N-LF	39 \pm 30%	0.668	0.75	0.52
SDC4D22HP-470N-LF	47 \pm 30%	0.723	0.70	0.50
SDC4D22HP-560N-LF	56 \pm 30%	0.810	0.65	0.48
SDC4D22HP-680N-LF	68 \pm 30%	0.923	0.60	0.45
SDC4D22HP-820N-LF	82 \pm 30%	1.220	0.55	0.40
SDC4D22HP-101N-LF	100 \pm 30%	1.370	0.48	0.35

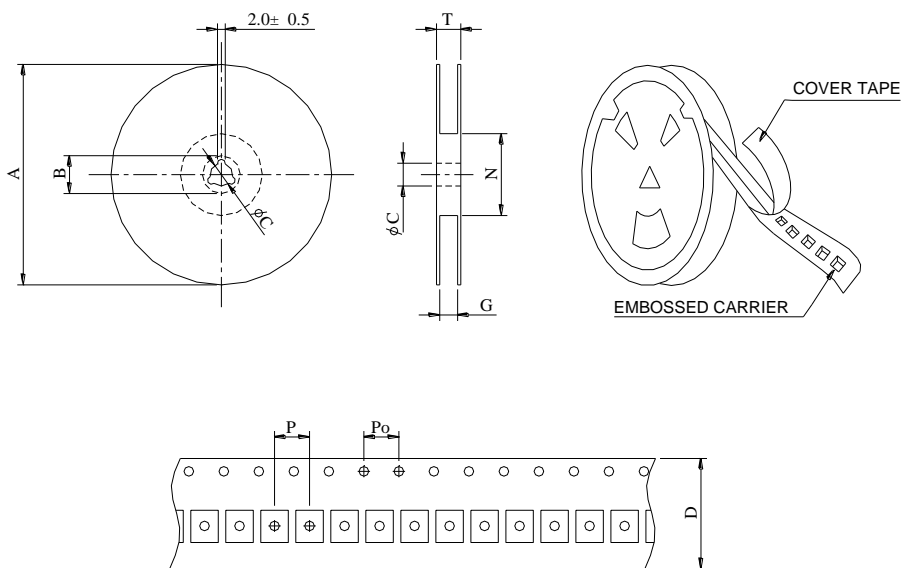
- Test frequenc at 100KHz / 0.1Vrms.
- Isat : DC current at which the inductance drops 35% (typ) from its value without current.
- Irms: The actual current when temperature of coil becomes $\Delta 40^{\circ}\text{C}$. ($T_a=+25^{\circ}\text{C}$)
- Operating temperature range -40°C to $+125^{\circ}\text{C}$, Electrical specifications at 25°C .



SDC4D22HP SERIES~ High Current Power Inductors



PACKAGING SPECIFICATION



SERIES	STAYLE	Q'TY (PCS)	DIMENSIONS (m/m)								
			A	B±0.8	C±0.5	D	G ⁺⁰	N ⁰	P	Po	T
SDC4D22HP	13-16	2000	330	21	13	16	18	50	8	4	22.4