

SDC4D22 SERIES~ SMD Shielded Power Inductors

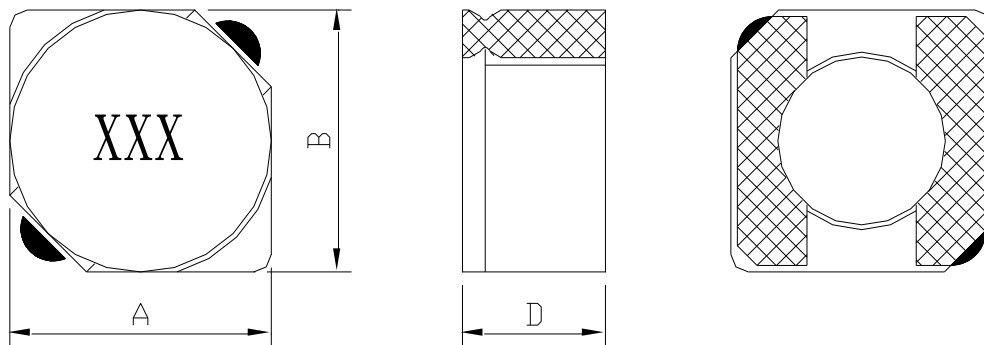


PART NUMBERING SYSTEM

SDC	4D22	—	270N	—	LF
TYPE	DIMENSIONS		INDUCTANCE		LEAD FREE

SHAPES AND DIMENSIONS

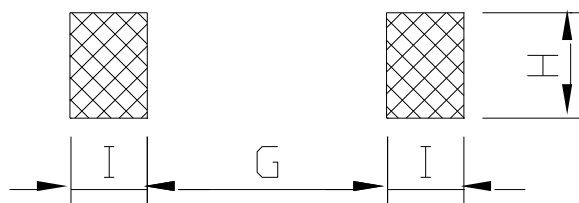
UNIT : mm



A=5.0 Max. B=5.0 Max. D=2.4 Max.

PCB LAYOUT

UNIT : mm



G=1.5 Max. H=5.3 Max. I=1.9 Max.

FEATURES

- Only 5 mm square and 2.4 mm high
- Magnetically shielded
- Saturation current rating up to 2.0 Amps
- Inductance ratings from 1.5 to 150 μ H
- RoHS-compliant. 260°C compatible. Matte tin over nickel over phos bronze terminations

SDC4D22 SERIES~ SMD Shielded Power Inductors



SPECIFICATION TABLE

PART NUMBER	INDUCTANCE (μ H)	DCR (Ω) (Max.)	Isat (A)	Irms (A)	TEST FREQ. (f)
SDC4D22-1R5N-LF	1.5 \pm 30%	18.3m	2.00	4.20	100KHz
SDC4D22-1R8N-LF	1.8 \pm 30%	21.6m	1.90	3.70	100KHz
SDC4D22-2R3N-LF	2.3 \pm 30%	25.4m	1.80	3.60	100KHz
SDC4D22-3R3N-LF	3.3 \pm 30%	35.1m	1.40	3.07	100KHz
SDC4D22-3R9N-LF	3.9 \pm 30%	40.2m	1.30	3.04	100KHz
SDC4D22-4R7N-LF	4.7 \pm 30%	55.9m	1.10	2.08	100KHz
SDC4D22-5R6N-LF	5.6 \pm 30%	62.0m	1.05	2.05	100KHz
SDC4D22-6R8N-LF	6.8 \pm 30%	88.0m	1.00	1.95	100KHz
SDC4D22-8R2N-LF	8.2 \pm 30%	96.5m	0.90	1.85	100KHz
SDC4D22-100N-LF	10 \pm 30%	0.102	0.80	1.82	100KHz
SDC4D22-120N-LF	12 \pm 30%	0.110	0.75	1.80	100KHz
SDC4D22-150N-LF	15 \pm 30%	0.127	0.68	1.59	100KHz
SDC4D22-180N-LF	18 \pm 30%	0.169	0.60	1.41	100KHz
SDC4D22-220N-LF	22 \pm 30%	0.200	0.54	1.32	100KHz
SDC4D22-270N-LF	27 \pm 30%	0.283	0.51	1.04	100KHz
SDC4D22-330N-LF	33 \pm 30%	0.326	0.48	1.02	100KHz
SDC4D22-390N-LF	39 \pm 30%	0.451	0.43	0.85	100KHz
SDC4D22-470N-LF	47 \pm 30%	0.500	0.38	0.82	100KHz
SDC4D22-560N-LF	56 \pm 30%	0.555	0.36	0.72	100KHz
SDC4D22-680N-LF	68 \pm 30%	0.634	0.33	0.67	100KHz
SDC4D22-820N-LF	82 \pm 30%	0.795	0.30	0.58	100KHz
SDC4D22-101N-LF	100 \pm 30%	0.880	0.25	0.55	100KHz
SDC4D22-121N-LF	120 \pm 30%	1.140	0.23	0.52	100KHz
SDC4D22-151N-LF	150 \pm 30%	1.350	0.21	0.47	100KHz

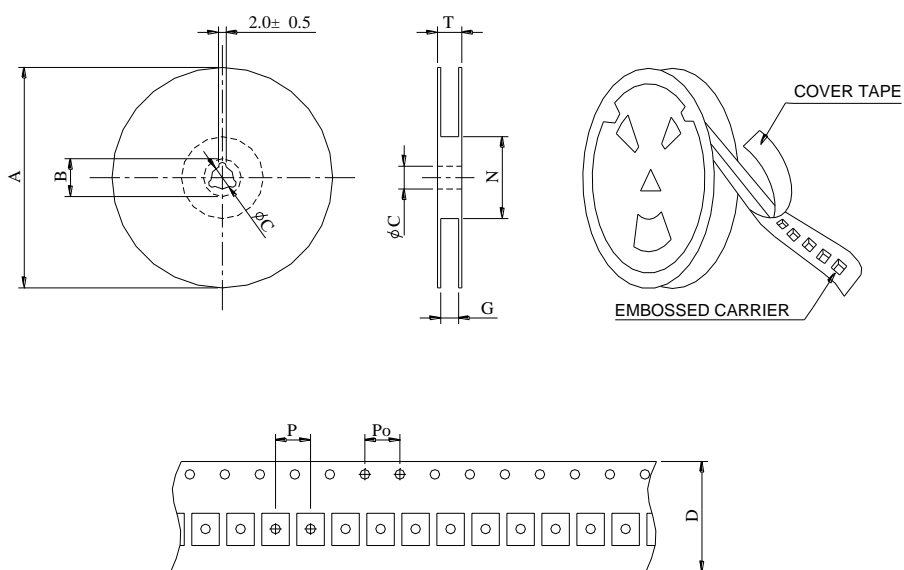
- Test frequenc at 100KHz / 0.1Vrms.
- Isat : DC current at which the inductance drops 35% (typ) from its value without current.
- Irms: The actual current when temperature of coil becomes $\Delta 40^{\circ}\text{C}$. ($T_a=+25^{\circ}\text{C}$)
- Operating temperature range -40°C to $+125^{\circ}\text{C}$, Electrical specifications at 25°C .
- Packing : 13" reel, machine-ready ,embossed plastic tape (2,000 parts per full reel)..



SDC4D22 SERIES~ SMD Shielded Power Inductors



PACKAGING SPECIFICATION



SERIES	STAYLE	Q'TY (PCS)	DIMENSIONS (m/m)								
			A	B±0.8	C±0.5	D	G ⁺⁰	N ⁻⁰	P	Po	T
SDC4D22	13-16	2000	330	21	13	16	18	50	8	4	22.4