



SDC3D14LDS SERIES

Low Profile Shielded Power Inductors



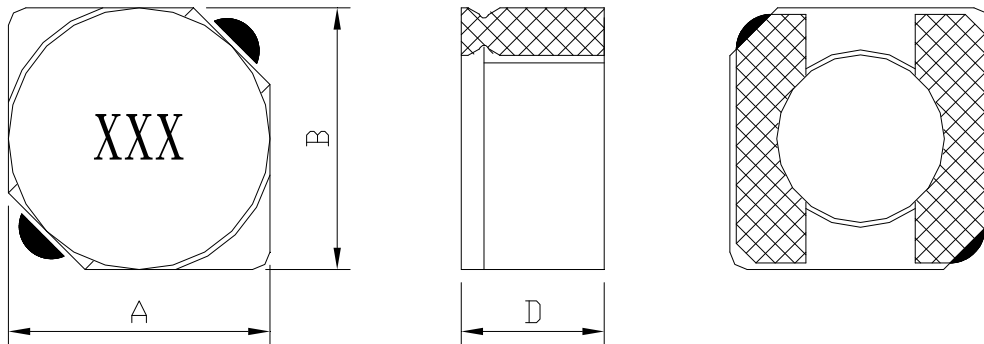
RoHS Compliant

PART NUMBERING SYSTEM

<u>SDC</u>	<u>3D14LDS</u>	—	<u>100N</u>	—	<u>LF</u>
TYPE	DIMENSIONS		INDUCTANCE		LEAD FREE

SHAPES AND DIMENSIONS

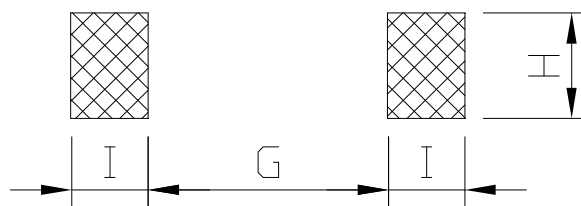
UNIT : mm



A=4.0 Max. B=4.0 Max. D=1.6 Max.

PCB LAYOUT

UNIT : mm



G=1.20 H=4.00 I=1.50

FEATURES

- Only 4.0 mm square and 1.6 mm high
- Magnetically shielded, low profile power inductor
- Saturation current rating up to 15Amps
- Inductance ratings from 1.2 to 47 μ H
- RoHS-compliant. 260°C compatible. Gold over nickel over phos bronze terminations



SDC3D14LDS SERIES

Low Profile Shielded Power Inductors



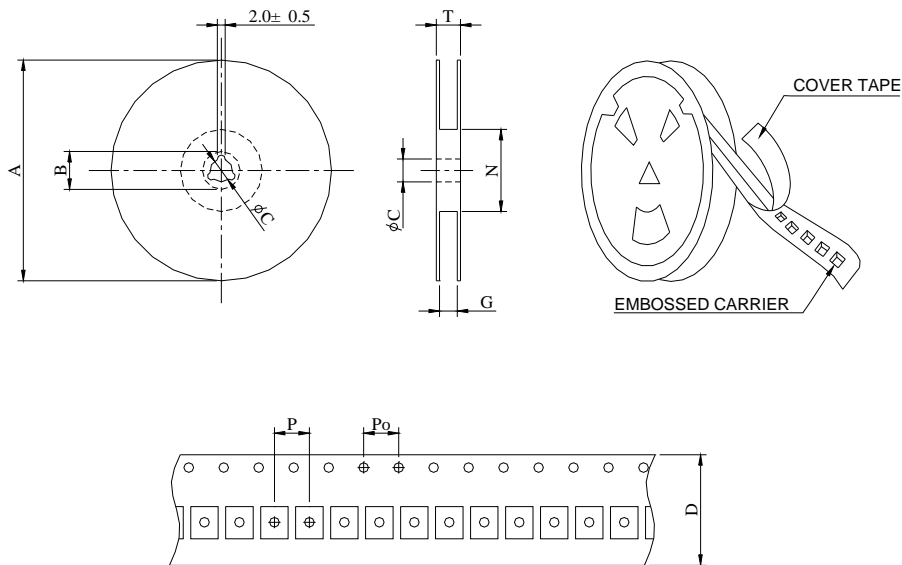
RoHS Compliant

SPECIFICATION TABLE

PART NUMBER	INDUCTANCE (μ H)	DCR (m Ω) (max)	Isat (A) (Max.)	Irms (A) (Max.)	TEST FREQ. (f)
SDC3D14LDS-1R2N-LF	1.2 \pm 30%	38	1.50	2.70	100KHz
SDC3D14LDS-1R5N-LF	1.5 \pm 30%	48	1.35	2.40	100KHz
SDC3D14LDS-2R0N-LF	2.0 \pm 30%	55	1.15	2.20	100KHz
SDC3D14LDS-2R5N-LF	2.5 \pm 30%	68	1.05	1.90	100KHz
SDC3D14LDS-3R0N-LF	3.0 \pm 30%	77	0.95	1.60	100KHz
SDC3D14LDS-3R9N-LF	3.9 \pm 30%	96	0.80	1.50	100KHz
SDC3D14LDS-4R5N-LF	4.5 \pm 30%	105	0.75	1.45	100KHz
SDC3D14LDS-5R6N-LF	5.6 \pm 30%	159	0.70	1.10	100KHz
SDC3D14LDS-6R8N-LF	6.8 \pm 30%	173	0.60	1.05	100KHz
SDC3D14LDS-100N-LF	10 \pm 30%	220	0.50	1.00	100KHz
SDC3D14LDS-120N-LF	12 \pm 30%	270	0.45	0.80	100KHz
SDC3D14LDS-150N-LF	15 \pm 30%	302	0.40	0.75	100KHz
SDC3D14LDS-220N-LF	22 \pm 30%	447	0.35	0.60	100KHz
SDC3D14LDS-330N-LF	33 \pm 30%	848	0.30	0.40	100KHz
SDC3D14LDS-470N-LF	47 \pm 30%	1080	0.25	0.35	100KHz

- Operating temperature range -40°C to +125°C , Electrical specifications at 25°C

PACKAGING SPECIFICATION



SERIES	STAYLE	Q' TY (PCS)	DIMENSIONS (m/m)								
			A	B \pm 0.8	C \pm 0.5	D	G ⁺⁰	N ⁰	P	Po	T
SDC3D14LDS	13-16	2000	330	21	13	16	18	50	8	4	22.4