

SBS6028 SERIES ~ Shielded SMD Power Inductors

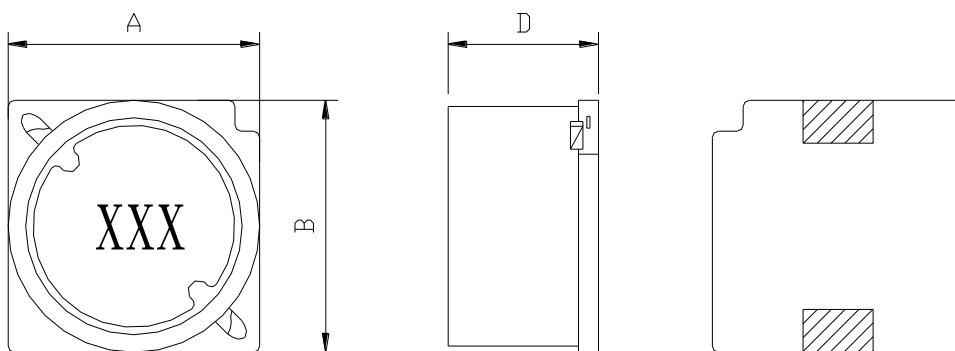


PART NUMBERING SYSTEM

SBS	6028	—	220M	—	LF
TYPE	DIMENSIONS		INDUCTANCE		LEAD FREE

SHAPES AND DIMENSIONS

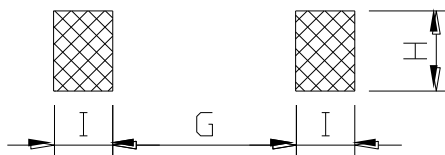
UNIT : mm



A=6.2 Max. B=6.2 Max. D=3.0 Max.

RECOMMENDED PATTERNS

UNIT : mm



G=4.0 H=2.2 I=1.5

FEATURES

- Low profile (6.2mm Max. square , 2.7mm Max. height)
- Magnetically shielded construction
- Suitable for large current
- Ideal for a variety of DC-DC converter inductor applications .
- RoHS compliant .

SBS6028 SERIES ~ Shielded SMD Power Inductors

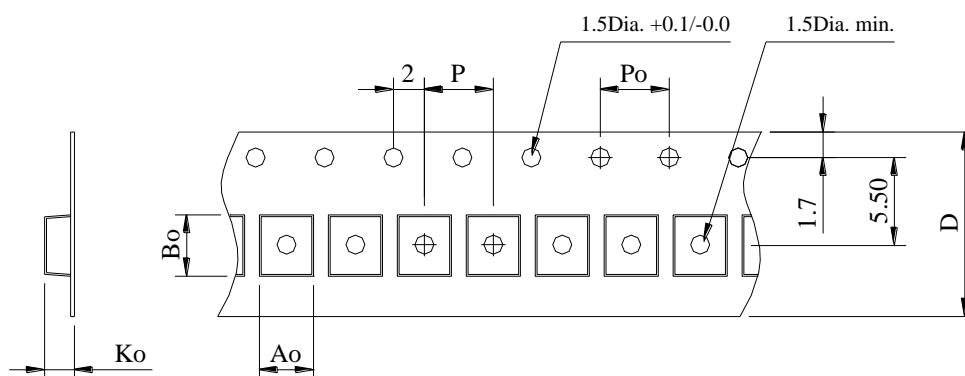


SPECIFICATION TABLE

PART NUMBER	INDUCTANCE (μ H)	DCR (Ω) (Max.)	Isat (A) (Max.)	Irms (A) (Max.)	TEST FREQ. (f)
SBS6028-4R7M-LF	4.7 \pm 20%	0.0340	1.6	2.5	100KHz
SBS6028-6R8M-LF	6.8 \pm 20%	0.0424	1.5	2.2	100KHz
SBS6028-100M-LF	10 \pm 20%	0.0638	1.3	1.8	100KHz
SBS6028-150M-LF	15 \pm 20%	0.0894	1.0	1.4	100KHz
SBS6028-220M-LF	22 \pm 20%	0.124	0.77	1.3	100KHz
SBS6028-330M-LF	33 \pm 20%	0.177	0.69	1.0	100KHz
SBS6028-470M-LF	47 \pm 20%	0.252	0.59	0.92	100KHz
SBS6028-680M-LF	68 \pm 20%	0.348	0.50	0.78	100KHz
SBS6028-101M-LF	100 \pm 20%	0.516	0.42	0.64	100KHz

- Isat : DC current at which the inductance drops 30% (typ) from its value without current.
- Irms: The actual current when temperature of coil becomes $\Delta 40^{\circ}\text{C}$. ($T_a = +25^{\circ}\text{C}$)
- Operating temperature range -40°C to $+125^{\circ}\text{C}$,
- Electrical specifications at 25°C .

PACKAGING SPECIFICATION



STAYLE	Q'TY (PCS)	DIMENSIONS (m/m)					
		A_o	B_o	K_o	P	P_o	$D \pm 0.3$
13"	1,000	6.50	6.50	3.50	8.00	4.00	12.0