

## SBS6025 SERIES ~ Shielded SMD Power Inductors

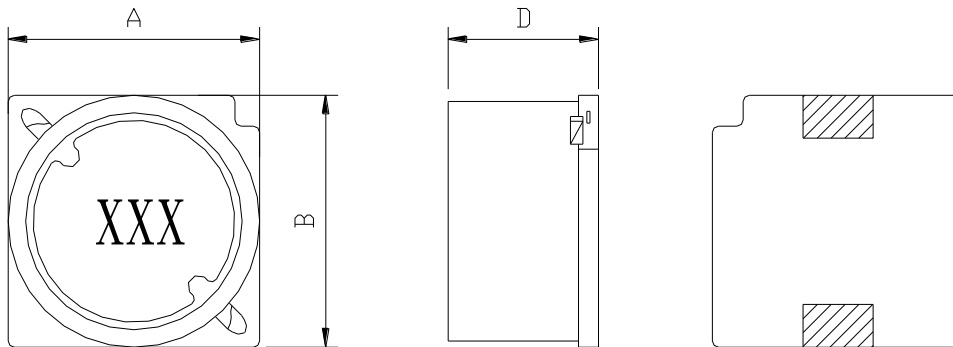


### PART NUMBERING SYSTEM

<b>SBS</b>	<b>6025</b>	—	<b>100M</b>	—	<b>LF</b>
TYPE	DIMENSIONS		INDUCTANCE		LEAD FREE

### SHAPES AND DIMENSIONS

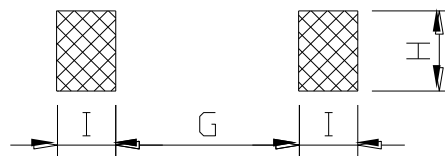
UNIT : mm



A=6.2 Max. B=6.2 Max. D=2.7 Max.

### RECOMMENDED PATTERNS

UNIT : mm



G=4.0 H=2.2 I=1.5

### FEATURES

- Low profile ( 6.2mm Max. square , 2.7mm Max. height )
- Magnetically shielded construction
- Suitable for large current
- Ideal for a variety of DC-DC converter inductor applications .
- RoHS compliant .

## SBS6025 SERIES ~ Shielded SMD Power Inductors

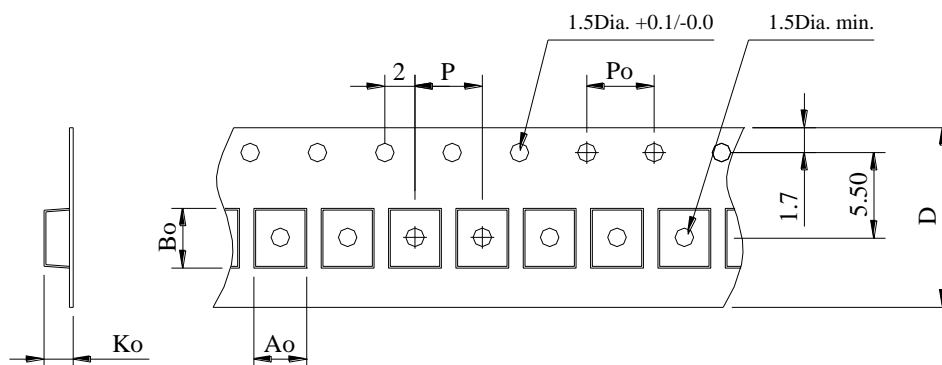


### SPECIFICATION TABLE

PART NUMBER	INDUCTANCE ( $\mu$ H)	DCR ( $\Omega$ ) (max)	Isat (A) ( Max. )	Irms (A) ( Max. )	TEST FREQ. ( f )
SBS6025-4R7M-LF	4.7 $\pm$ 20%	0.0367	1.5	1.5	100KHz
SBS6025-6R8M-LF	6.8 $\pm$ 20%	0.0531	1.3	1.5	100KHz
SBS6025-100M-LF	10 $\pm$ 20%	0.0688	1.0	1.3	100KHz
SBS6025-150M-LF	15 $\pm$ 20%	0.102	0.88	1.1	100KHz
SBS6025-220M-LF	22 $\pm$ 20%	0.146	0.73	0.94	100KHz
SBS6025-330M-LF	33 $\pm$ 20%	0.216	0.59	0.79	100KHz
SBS6025-470M-LF	47 $\pm$ 20%	0.288	0.48	0.67	100KHz
SBS6025-680M-LF	68 $\pm$ 20%	0.444	0.42	0.54	100KHz
SBS6025-101M-LF	100 $\pm$ 20%	0.600	0.33	0.47	100KHz

- Isat : DC current at which the inductance drops 30% (typ) from its value without current.
- Irms: The actual current when temperature of coil becomes  $\Delta 40^{\circ}\text{C}$ . (  $T_a = +25^{\circ}\text{C}$  )
- Operating temperature range  $-40^{\circ}\text{C}$  to  $+125^{\circ}\text{C}$  ,
- Electrical specifications at  $25^{\circ}\text{C}$ .

### PACKAGING SPECIFICATION



STAYLE	Q'TY (PCS)	DIMENSIONS (m/m)					
		Ao	Bo	Ko	P	Po	D $\pm$ 0.3
13"	1,000	6.50	6.50	3.20	8.00	4.00	12.0