



SMM0905 SERIES ~ SMD Common Mode Filter



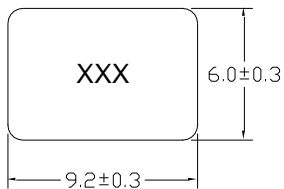
PART NUMBERING SYSTEM

SMM	0905	—	201	—	LF
TYPE	DIMENSIONS		INDUCTANCE		LEAD FREE

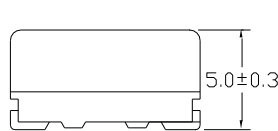
SHAPES , DIMENSIONS AND PCB LAYOUT

UNIT : mm

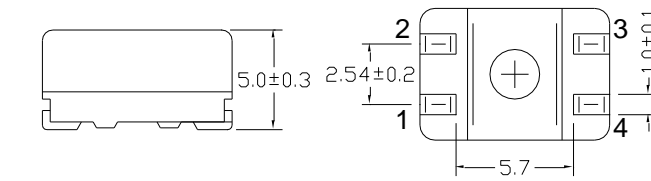
TOP VIEW



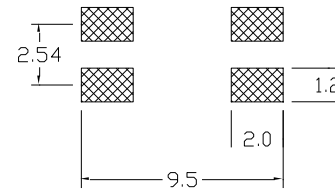
FRONT VIEW



BOTTOM VIEW



PCB PATTERN



FEATURES

- Designed for low profile effective in space conscious applications .
- Ideal for low resistance filters have been designed for excellent electrical isolation .
- Application for provide common mode noise attenuation and for the suppression of EMI in data lines and signal lines .
- Lead free and RoHS compliant



SMM0905 SERIES ~ SMD Common Mode Filter



SPECIFICATION TABLE

PART NUMBER	Impedance (Z) ohm (Min.)	DCR(mΩ) (Max.) N1=N2	Rated Current Max. (A)	Rated Voltage Max. (V)	Test Frequency (MHz)
SMM0905-201-LF	200 Min.	120	2.00	50	20MHz to 300MHz
SMM0905-301-LF	300 Min.	120	2.00	50	6MHz to 20MHz
SMM0905-501-LF	500 Min.	92	2.50	80	160MHz
SMM0905-201-LF	600 Min.	300	0.50	80	10MHz
SMM0905-102-LF	1000 Min.	300	0.50	80	10MHz
SMM0905-202-LF	2000 Min.	300	0.50	80	10MHz

- Hi-Pot test : 500Vac 60Hz 3mA at 3 sec .
- Test equipment : Inductance value : HP4284A LCR meter ; Impedance value : HP4194A LCR Meter .
- Rated current : 40°C temperature rise from 25°C ambient.
- Operating temperature range -40°C to +85°C . Electrical specifications at 25°C .
- Packing : 13" reel, machine-ready ,embossed plastic tape (1,000 parts per full reel).