



SLF63 SERIES ~ SMD EMI Line Filter



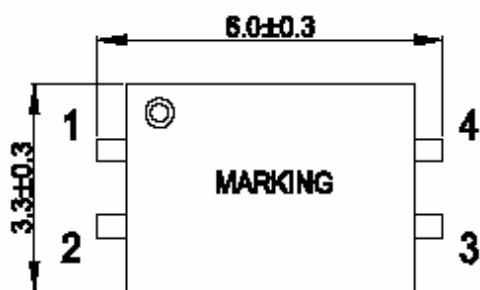
RoHS Compliant

PART NUMBERING SYSTEM

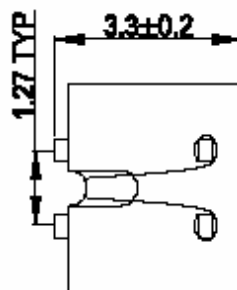
SLF	63	-	110	-	LF
TYPE	DIMENSIONS		INDUCTANCE		LEAD FREE

SHAPES , DIMENSIONS AND PCB LAYOUT

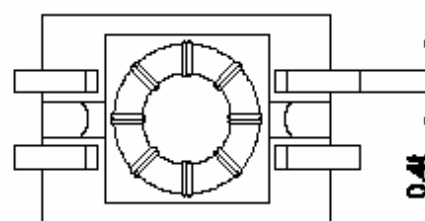
UNIT : mm



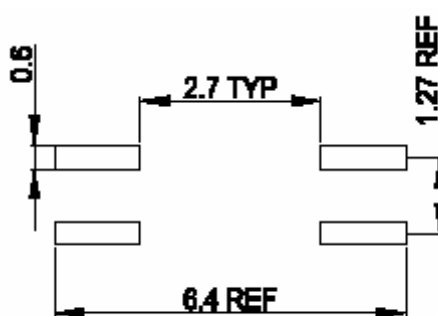
(TOP VIEW)



(SIDE VIEW)



(BOTTOM VIEW)



PCB LAYOUT

FEATURES

- Designed for low profile effective in space conscious applications .
- Ideal for low resistance filters have been designed for excellent electrical isolation .
- Application for provide common mode noise attenuation and for the suppression of EMI in data lines and signal lines .
- Lead free and RoHS compliant



SLF63 SERIES ~ SMD EMI Line Filter



RoHS Compliant

SPECIFICATION TABLE

PART NUMBER	INDUCTANCE (μ H)	DCR(Ω) (Max.) N1=N2	Rated Current (mA)	Impedance (Z) ohm (Min.)	Frequency Range(MHz)
SLF63-110-LF	11+50%-30%	0.18	100	450	100 to 400
SLF63-220-LF	22+50%-30%	0.23	100	900	40 to 250
SLF63-330-LF	33+50%-30%	0.27	100	1000	30 to 180
SLF63-500-LF	50+50%-30%	0.32	100	1200	20 to 60

- Test frequency @ 10KHz 0.1V
- Test equipment : Inductance value : HP4284A LCR meter ; Impedance value : HP4291A LCR Meter .
- Rated current : 40°C temperature rise from 25°C ambient.
- Operating temperature range -40°C to +85°C . Electrical specifications at 25°C.
- Packing : 13" reel, machine-ready ,embossed plastic tape (2,000 parts per full reel).