




SEP5050EX SERIES ~ High Current Power Inductors



PART NUMBERING SYSTEM

SEP	5050EX	—	220M	—	LF
TYPE	DIMENSIONS		INDUCTANCE		LEAD FREE

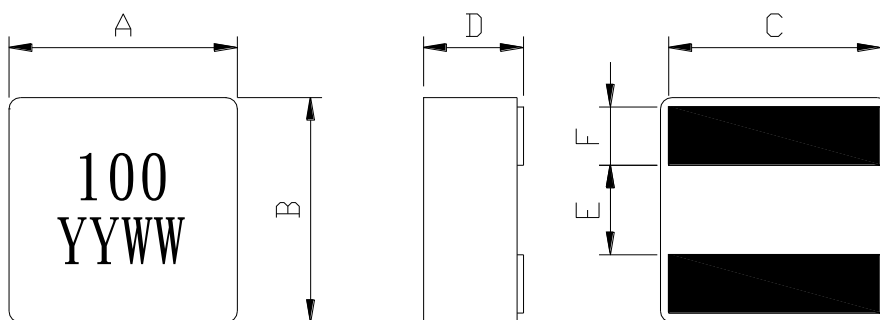
MATERIAL LIST :



NO	Items	Materials
1	Core	Alloy powder.
2	Wire	Polyester Wire or equivalent.
3	Solder	100% Pb free solder
4	Ink	Halogen-free ketone

SHAPES AND DIMENSIONS :

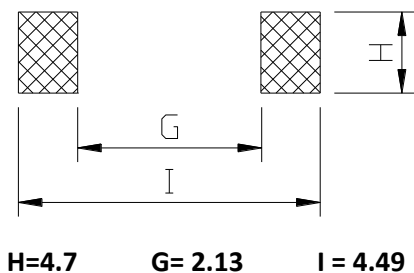
UNIT : mm



A=5.5±0.2 B=5.3±0.2 C=4.3±0.3 D=4.8±0.2 E=2.3±0.25 F= 1.1±0.2

RECOMMENDED PATTERNS

UNIT : mm





SEP5050EX SERIES ~ High Current Power Inductors



FEATURES :

- Low profile (5.0mm max. height) and 5.70 mm max. square.
- Excellent current handling – up to 31 A; Exceptionally low DCR – only 2.15 mOhms
- Inductance range: 0.16 μ H – 22 μ H
- Magnetically shielded and low DC resistance and Suitable for large current .
- Excellent temperature stability for inductance and saturation .

SPECIFICATION TABLE

PART NUMBER	INDUCTANCE (μ H)	I _{sat} (A) (Typ.)	I _{rms} (A) (Typ.)	DCR (m Ω) (Typ.)	DCR (m Ω) (Max.)
SEP5050EX-5R6M-LF	5.6 \pm 20%	6.30	7.20	23.45	25.80
SEP5050EX-6R8M-LF	6.8 \pm 20%	6.00	6.40	26.75	29.45
SEP5050EX-8R2M-LF	8.2 \pm 20%	5.60	6.10	31.75	34.95
SEP5050EX-100M-LF	10.0 \pm 20%	4.90	4.90	40.90	45.00
SEP5050EX-150M-LF	15.0 \pm 20%	3.70	3.90	69.70	76.70
SEP5050EX-220M-LF	22.0 \pm 20%	3.60	3.40	90.60	99.65

- I_{sat} : DC current at which the inductance drops 30% (typ) from its value without current.
- I_{rms} : Average current for a 40°C temperature rise above 25°C ambient.
- Test Frequency at 100KHz / 0.1V
- Operating temperature range -40°C to +125°C , Electrical specifications at 25°C .
- Reel Qty 1,500pcs