



Coilmaster Electronics Co., Ltd.
9F-3 No.398, Huan Bei Rd. Chung Li City, Taoyuan 320, Taiwan

Email: sales@bec.co.uk
Web: www.bec.co.uk



SEP2512EF SERIES~ High Current SMD Power Inductors



PART NUMBERING SYSTEM

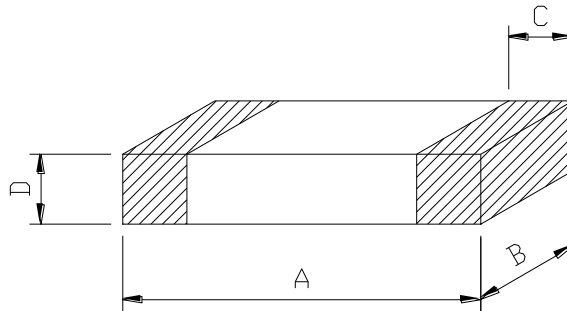
SEP	2512EF	—	1R0M	—	LF
TYPE	DIMENSIONS		INDUCTANCE		LEAD FREE

FEATURES :

- Magnetically High Current Power Inductors .
- Low profile (1.2mm max. height) and 2.5 mm (Length) * 2.0mm (Width) compact original design .
- Low DC resistance and Suitable for large current .
- Low acoustic noise and low leakage flux noise by shielded construction .
- Ideal for DC – DC converter inductor application in hand help personal Computer ,etc .
- Halogen Free , 100% lead (Pb) Free and RoHS compliant .

SHAPES AND DIMENSIONS :

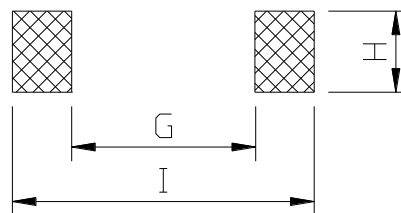
UNIT : mm



A=2.50±0.3 B=2.00±0.3 C=0.60±0.3 D=1.20Max.

RECOMMENDED PATTERNS

UNIT : mm



H=2.0 G= 1.2 I = 2.8



Coilmaster Electronics Co., Ltd.
9F-3 No.398, Huan Bei Rd. Chung Li City, Taoyuan 320, Taiwan

Email: sales@bec.co.uk
Web: www.bec.co.uk



SEP2512EF SERIES~ High Current SMD Power Inductors



SPECIFICATION TABLE

PART NUMBER	INDUCTANCE (μ H)	Isat (A) (Typ.)	Irms (A) (Typ.)	DCR (m Ω) (Max.)
SEP2512EF-R33M-LF	0.33 \pm 20%	6.70	4.00	27.0
SEP2512EF-R47M-LF	0.47 \pm 20%	5.60	3.70	33.0
SEP2512EF-R68M-LF	0.68 \pm 20%	5.00	3.20	40.0
SEP2512EF-1R0M-LF	1.0 \pm 20%	4.40	3.00	45.0
SEP2512EF-1R5M-LF	1.5 \pm 20%	3.40	2.50	65.0
SEP2512EF-2R2M-LF	2.2 \pm 20%	3.00	2.20	100.0
SEP2512EF-3R3M-LF	3.3 \pm 20%	2.50	1.80	143.0
SEP2512EF-4R7M-LF	4.7 \pm 20%	2.10	1.70	200.0

- I sat : DC current at which the inductance drops 30% (typ) from its value without current.
- I rms : Average current for a 40°C temperature rise above 25°C ambient.
- Test Frequency at 2MHz / 0.2V
- Operating temperature range -40°C to +125°C , Electrical specifications at 25°C.



Coilmaster Electronics Co., Ltd.
 9F-3 No.398, Huan Bei Rd. Chung Li City, Taoyuan 320, Taiwan

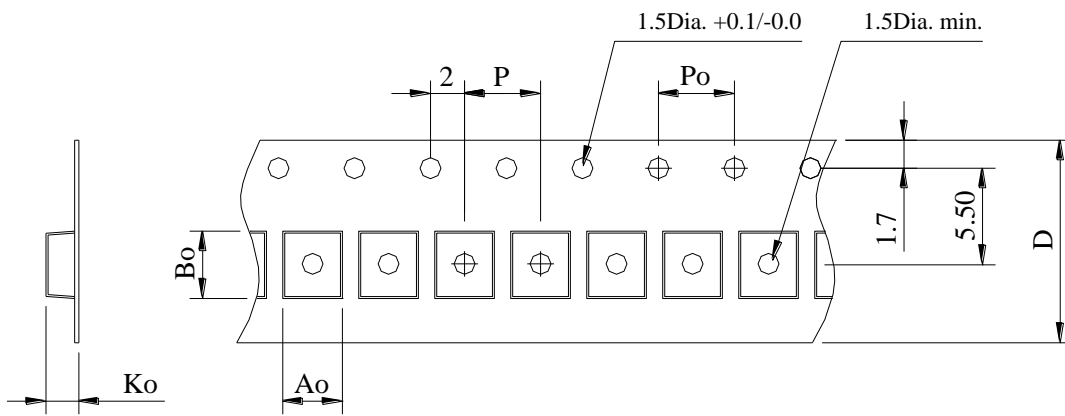
Email: sales@bec.co.uk
 Web: www.bec.co.uk



SEP2512EF SERIES~ High Current SMD Power Inductors



PACKAGING SPECIFICATION



STAYLE	Q' TY (PCS)	DIMENSIONS (m/m)					
		A_o	B_o	K_o	P	P_o	D
13"	3,000	2.25 ± 0.1	2.80 ± 0.1	1.3 ± 0.1	4.0 ± 0.1	4.0 ± 0.1	8 ± 0.2