



Coilmaster Electronics Co., Ltd.
9F-3 No.398, Huan Bei Rd. Chung Li City, Taoyuan 320, Taiwan

Email: sales@bec.co.uk
Web: www.bec.co.uk



SEP1204K SERIES ~ High Current Power Inductors



PART NUMBERING SYSTEM

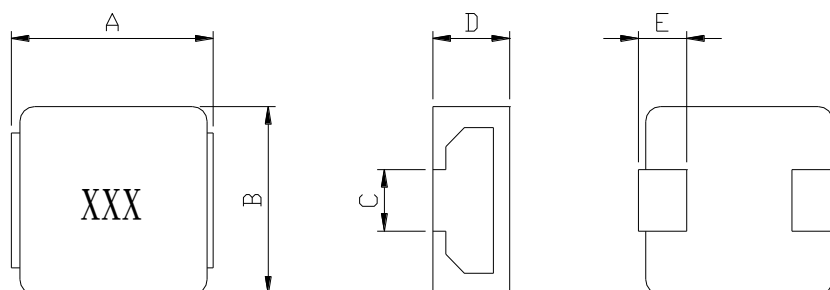
SEP	1204K	—	3R3M	—	LF
TYPE	DIMENSIONS		INDUCTANCE		LEAD FREE

FEATURES :

- Low profile (3.50mm max. height) and 13.6mm max. square.
- Magnetically shielded and low DC resistance .
- Suitable for large current .
- Ideal for DC – DC converter inductor application in hand help personal Computer , CD-ROM & DVD,etc .
- Large current handling capability .

SHAPES AND DIMENSIONS :

UNIT : mm



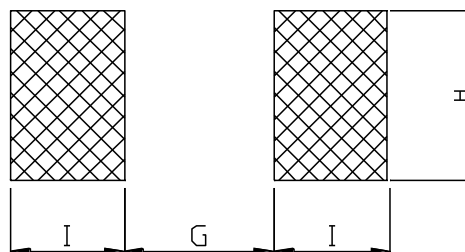
A=13.2±0.4 , B=12.7±0.3 , C= Note , D=4.00 Max. , E=2.2±0.3

Note : C=3.0±0.30 @ 1uH to 6.8uH ; C=4.7±0.30 @ 0.47uH to 0.82uH

RECOMMENDED PATTERNS

UNIT : mm

H= 3.3 & 5.0 G= 7.9 I = 2.95



SEP1204K SERIES ~ High Current Power Inductors

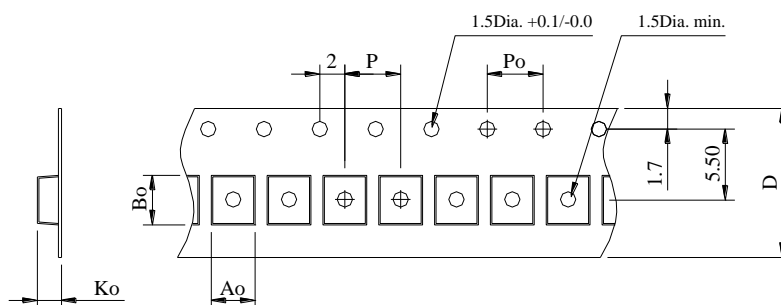


SPECIFICATION TABLE

PART NUMBER	INDUCTANCE (μH)	I _{sat} (A) (Typ.)	I _{rms} (A) (Typ.)	DCR (m Ω) (Typ.)	TEST FREQ. (f)
SEP1204K-R47M-LF	0.47 \pm 20%	45.0	30.0	1.8	100KHz/0.1V
SEP1204K-R60M-LF	0.60 \pm 20%	40.0	28.0	2.2	100KHz/0.1V
SEP1204K-R68M-LF	0.68 \pm 20%	38.0	26.0	2.6	100KHz/0.1V
SEP1204K-R82M-LF	0.82 \pm 20%	36.0	24.0	3.1	100KHz/0.1V
SEP1204K-1R0M-LF	1.0 \pm 20%	35.0	23.0	3.5	100KHz/0.1V
SEP1204K-1R5M-LF	1.5 \pm 20%	30.0	18.0	5.3	100KHz/0.1V
SEP1204K-1R8M-LF	1.8 \pm 20%	29.5	17.0	5.8	100KHz/0.1V
SEP1204K-2R2M-LF	2.2 \pm 20%	29.0	16.0	6.1	100KHz/0.1V
SEP1204K-3R3M-LF	3.3 \pm 20%	25.0	11.0	12.0	100KHz/0.1V
SEP1204K-4R7M-LF	4.7 \pm 20%	20.0	9.0	15.0	100KHz/0.1V
SEP1204K-5R6M-LF	5.6 \pm 20%	19.0	8.5	20.0	100KHz/0.1V
SEP1204K-6R8M-LF	6.8 \pm 20%	18.0	8.0	25.0	100KHz/0.1V
SEP1204K-8R2M-LF	8.2 \pm 20%	16.0	7.5	34.0	100KHz/0.1V
SEP1204K-100M-LF	10 \pm 20%	14.0	6.0	38.0	100KHz/0.1V

- I_{sat} : DC current at which the inductance drops 20% (typ) from its value without current.
- I_{rms} : Average current for a 40°C temperature rise above 25°C ambient.
- Operating temperature range -55°C to +125°C , Electrical specifications at 25°C.

PACKAGING SPECIFICATION



STAYLE	Q'TY (PCS)	DIMENSIONS (m/m)					
		Ao	Bo	Ko	P	Po	D \pm 0.3
13"	500	13.8	13.2	3.6	20	4.0	24