



SDS127B SERIES ~ Shielded SMD Power Inductors

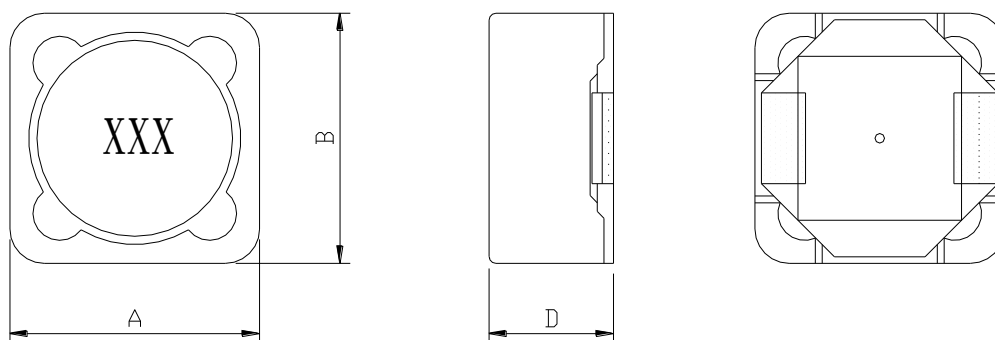


PART NUMBERING SYSTEM

SDS	1 2 7 B	—	6 8 0 M	—	LF
TYPE	DIMENSIONS		INDUCTANCE		LEAD FREE

SHAPES AND DIMENSIONS

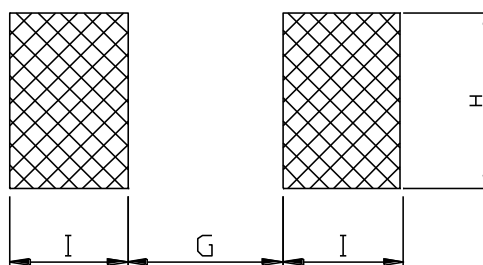
UNIT : mm



A=12.5 Max. B=12.5 Max. D=8.05Max.

RECOMMENDED PATTERNS

UNIT : mm



G= 6.0 H= 7.0 I = 4.00



SDS127B SERIES ~ Shielded SMD Power Inductors



SPECIFICATION TABLE

PART NUMBER	INDUCTANCE (μ H)	DCR (Ω) (Max.)	Isat (A) (Max.)	Irms (A) (Max.)	TEST FREQ. (f)
SDS127B-2R5M-LF	2.5 \pm 20%	0.011	10.00	7.50	7.96MHz
SDS127B-4R5M-LF	4.5 \pm 20%	0.014	10.00	6.50	7.96MHz
SDS127B-6R5M-LF	6.5 \pm 20%	0.018	8.40	6.00	7.96MHz
SDS127B-100M-LF	10 \pm 20%	0.021	6.70	5.00	2.52MHZ
SDS127B-120M-LF	12 \pm 20%	0.025	6.50	4.80	2.52MHZ
SDS127B-150M-LF	15 \pm 20%	0.036	5.60	4.00	2.52MHZ
SDS127B-180M-LF	18 \pm 20%	0.040	4.00	3.80	2.52MHZ
SDS127B-220M-LF	22 \pm 20%	0.043	4.00	3.50	2.52MHZ
SDS127B-270M-LF	27 \pm 20%	0.048	4.30	3.00	2.52MHZ
SDS127B-330M-LF	33 \pm 20%	0.062	3.80	2.80	2.52MHZ
SDS127B-390M-LF	39 \pm 20%	0.076	3.40	2.50	2.52MHZ
SDS127B-470M-LF	47 \pm 20%	0.085	3.10	2.20	2.52MHZ
SDS127B-560M-LF	56 \pm 20%	0.110	2.80	2.00	2.52MHZ
SDS127B-680M-LF	68 \pm 20%	0.135	2.60	1.80	2.52MHZ
SDS127B-820M-LF	82 \pm 20%	0.150	2.30	1.60	2.52MHZ
SDS127B-101M-LF	100 \pm 20%	0.170	2.10	1.50	0.796MHZ
SDS127B-121M-LF	120 \pm 20%	0.190	2.00	1.40	0.796MHZ
SDS127B-151M-LF	150 \pm 20%	0.240	1.72	1.30	0.796MHZ
SDS127B-181M-LF	180 \pm 20%	0.270	1.70	1.20	0.796MHZ
SDS127B-221M-LF	220 \pm 20%	0.380	1.45	1.10	0.796MHZ
SDS127B-271M-LF	270 \pm 20%	0.400	1.25	0.95	0.796MHZ
SDS127B-331M-LF	330 \pm 20%	0.650	1.12	0.85	0.796MHZ
SDS127B-391M-LF	390 \pm 20%	0.670	1.10	0.80	0.796MHZ
SDS127B-471M-LF	470 \pm 20%	0.85	0.95	0.70	0.796MHZ
SDS127B-561M-LF	560 \pm 20%	0.90	0.90	0.65	0.796MHZ
SDS127B-681M-LF	680 \pm 20%	1.00	0.82	0.60	0.796MHZ
SDS127B-821M-LF	820 \pm 20%	1.15	0.77	0.55	0.796MHZ
SDS127B-102M-LF	1000 \pm 20%	1.65	0.67	0.50	0.252MHZ

- Isat : DC current at which the inductance drops 10%(typ) from its value without current.
- I rms : Average current for 40°C temperature rise from 25°C ambient.
- Operating temperature range -40°C to +125°C, Electrical specifications at 25°C .



SDS127B SERIES ~ Shielded SMD Power Inductors

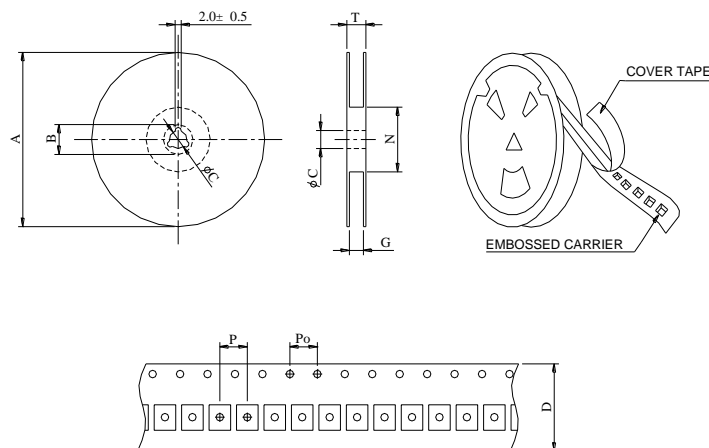


SPECIFICATION TABLE

PART NUMBER	INDUCTANCE (μ H)	DCR (Ω) (Max.)	Isat (A) (Max.)	Irms (A) (Max.)	TEST FREQ. (f)
SDS127B-122M-LF	1200 \pm 20%	2.00	0.57	0.40	0.252MHz
SDS127B-152M-LF	1500 \pm 20%	2.35	0.55	0.36	0.252MHz
SDS127B-182M-LF	1800 \pm 20%	3.40	0.48	0.46	0.252MHz
SDS127B-222M-LF	2200 \pm 20%	4.20	0.42	0.40	0.252MHz
SDS127B-272M-LF	2700 \pm 20%	5.20	0.38	0.35	0.252MHz
SDS127B-332M-LF	3300 \pm 20%	6.40	0.35	0.32	0.252MHz
SDS127B-392M-LF	3900 \pm 20%	7.80	0.32	0.30	0.252MHz
SDS127B-472M-LF	4700 \pm 20%	9.60	0.30	0.28	0.252MHz
SDS127B-562M-LF	5600 \pm 20%	12.0	0.28	0.25	0.252MHz
SDS127B-682M-LF	6800 \pm 20%	15.2	0.25	0.22	0.252MHz
SDS127B-822M-LF	8200 \pm 20%	17.0	0.22	0.20	0.252MHz
SDS127B-103M-LF	10000 \pm 20%	19.2	0.20	0.18	0.0796MHz

- Isat : DC current at which the inductance drops 10%(typ) from its value without current.
- I rms : : Average current for 40°C temperature rise from 25°C ambient.
- Operating temperature range -40°C to +125°C . Electrical specifications at 25°C .

PACKAGING SPECIFICATION



SERIES	STAYLE	Q'TY (PCS)	DIMENSIONS (m/m)								
			A	B \pm 0.8	C \pm 0.5	D	G ⁺	N ⁰	P	Po	T
SDS127B	13-24	400	330	21	13	24	26	50	16	4	30.4