



SDS125 SERIES ~ Shielded SMD Power Inductors

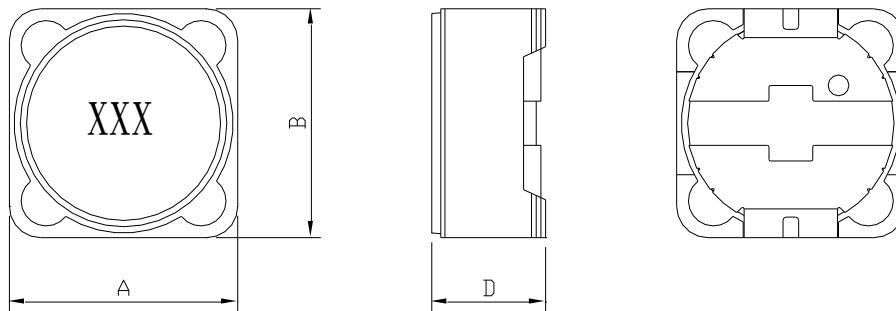


PART NUMBERING SYSTEM

<u>SDS</u>	<u>1 2 5</u>	—	<u>1 0 2 M</u>	—	<u>LF</u>
TYPE	DIMENSIONS		INDUCTANCE		LEAD FREE

SHAPES AND DIMENSIONS

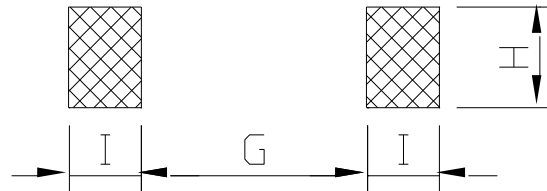
UNIT : mm



A=12.3 Max. B=12.3 Max. D=6.0 Max.

RECOMMENDED PATTERNS

UNIT : mm



G=7.0 H=5.4 I=2.9



SDS125 SERIES ~ Shielded SMD Power Inductors



SPECIFICATION TABLE

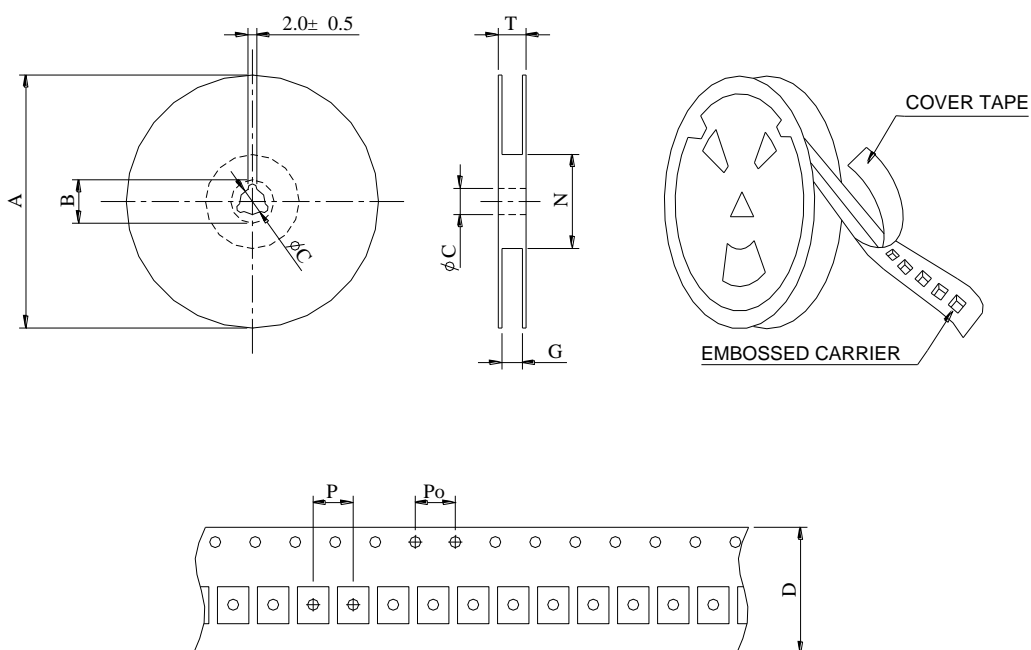
PART NUMBER	INDUCTANCE (μ H)	DCR (Ω) (Max.)	IDC (A) (Max.)	TEST FREQ. (f)
SDS125-1R3N-LF	1.3 \pm 30%	0.012	8.00	7.96MHz
SDS125-2R1N-LF	2.1 \pm 30%	0.014	7.00	7.96MHz
SDS125-3R1N-LF	3.1 \pm 30%	0.017	6.00	7.96MHz
SDS125-4R4N-LF	4.4 \pm 30%	0.020	5.00	7.96MHz
SDS125-5R8N-LF	5.8 \pm 30%	0.021	4.40	7.96MHz
SDS125-7R5N-LF	7.5 \pm 30%	0.024	4.20	7.96MHz
SDS125-100M-LF	10 \pm 20%	0.025	4.00	1KHz
SDS125-120M-LF	12 \pm 20%	0.027	3.50	1KHz
SDS125-150M-LF	15 \pm 20%	0.030	3.30	1KHz
SDS125-180M-LF	18 \pm 20%	0.034	3.00	1KHz
SDS125-220M-LF	22 \pm 20%	0.036	2.80	1KHz
SDS125-270M-LF	27 \pm 20%	0.051	2.30	1KHz
SDS125-330M-LF	33 \pm 20%	0.057	2.10	1KHz
SDS125-390M-LF	39 \pm 20%	0.068	2.00	1KHz
SDS125-470M-LF	47 \pm 20%	0.075	1.80	1KHz
SDS125-560M-LF	56 \pm 20%	0.110	1.70	1KHz
SDS125-680M-LF	68 \pm 20%	0.120	1.50	1KHz
SDS125-820M-LF	82 \pm 20%	0.140	1.40	1KHz
SDS125-101M-LF	100 \pm 20%	0.160	1.30	1KHz
SDS125-121M-LF	120 \pm 20%	0.170	1.10	1KHz
SDS125-151M-LF	150 \pm 20%	0.230	1.00	1KHz
SDS125-181M-LF	180 \pm 20%	0.290	0.90	1KHz
SDS125-221M-LF	220 \pm 20%	0.400	0.80	1KHz
SDS125-271M-LF	270 \pm 20%	0.460	0.75	1KHz
SDS125-331M-LF	330 \pm 20%	0.510	0.68	1KHz
SDS125-391M-LF	390 \pm 20%	0.690	0.65	1KHz
SDS125-471M-LF	470 \pm 20%	0.770	0.58	1KHz
SDS125-561M-LF	560 \pm 20%	0.860	0.54	1KHz
SDS125-681M-LF	680 \pm 20%	1.200	0.48	1KHz
SDS125-821M-LF	820 \pm 20%	1.340	0.43	1KHz
SDS125-102M-LF	1000 \pm 20%	1.530	0.40	1KHz

- DC current at which the inductance drops 25% (typ) from its value without current.
- Operating temperature range -40°C to +125°C.
- Electrical specifications at 25°C .
- PLATING / SOLDER : TIN-SILVER-COPPER (95.5%/4.0%/0.5%)

SDS125 SERIES ~ Shielded SMD Power Inductors



PACKAGING SPECIFICATION



SERIES	STAYLE	Q'TY (PCS)	DIMENSIONS (m/m)								
			A	B±0.8	C±0.5	D	G ⁺⁰	N ⁻⁰	P	Po	T
SDS125	13-24	400	330	21	13	24	26	50	16	4	30.4