

SEP0602E SERIES~ High Current SMD Power Inductors



PART NUMBERING SYSTEM

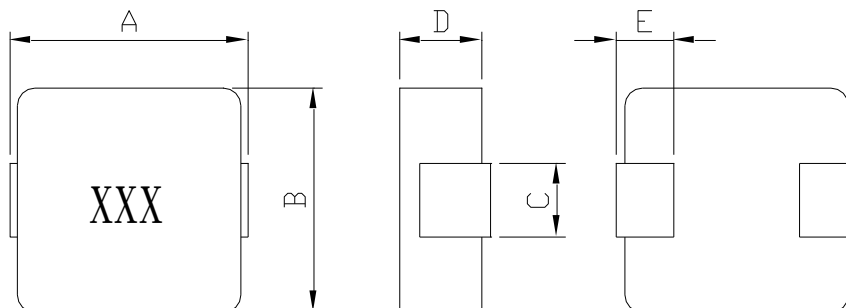
| | | | | | |
|------------|--------------|---|-------------|---|-----------|
| SEP | 0602E | — | 3R3M | — | LF |
| TYPE | DIMENSIONS | | INDUCTANCE | | LEAD FREE |

FEATURES :

- Low profile (2.40mm max. height) and 7.5 mm max. square.
- Magnetically shielded and low DC resistance and Suitable for large current .
- Ideal for DC – DC converter inductor application in hand help personal Computer ,etc .
- Frequency range up to 5MHZ .
- Large current handling capability .

SHAPES AND DIMENSIONS :

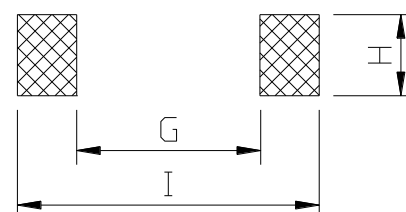
UNIT : mm



A=7.5 Max B=6.8 Max. C=3.0±0.3 D=2.4 Max. E=1.6±0.3

RECOMMENDED PATTERNS

UNIT : mm



H=3.5 G= 3.8 I = 8.0

SEP0602E SERIES~ High Current SMD Power Inductors

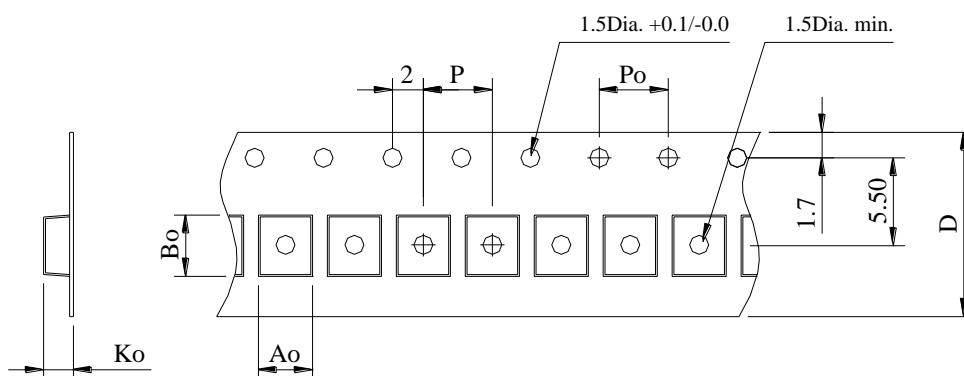


SPECIFICATION TABLE

| PART NUMBER | INDUCTANCE (μ H) | Isat (A) (Typ.) | Irms (A) (Typ.) | DCR (m Ω) (Max.) | TEST FREQ. (f) |
|------------------|--------------------------|----------------------|----------------------|-----------------------------|---------------------|
| SEP0602E-R47M-LF | 0.47 \pm 20% | 19.0 | 14.0 | 6.5 | 100KHz/0.1V |
| SEP0602E-R68M-LF | 0.68 \pm 20% | 18.0 | 11.5 | 9.4 | 100KHz/0.1V |
| SEP0602E-R82M-LF | 0.82 \pm 20% | 16.0 | 10.5 | 11.8 | 100KHz/0.1V |
| SEP0602E-1R0M-LF | 1.0 \pm 20% | 15.0 | 10.0 | 14.2 | 100KHz/0.1V |
| SEP0602E-1R5M-LF | 1.5 \pm 20% | 13.0 | 8.0 | 21.2 | 100KHz/0.1V |
| SEP0602E-2R2M-LF | 2.2 \pm 20% | 12.0 | 7.0 | 34.0 | 100KHz/0.1V |
| SEP0602E-3R3M-LF | 3.3 \pm 20% | 9.0 | 5.5 | 51.6 | 100KHz/0.1V |
| SEP0602E-4R7M-LF | 4.7 \pm 20% | 7.5 | 5.0 | 63.0 | 100KHz/0.1V |
| SEP0602E-6R8M-LF | 6.8 \pm 20% | 6.0 | 4.0 | 95.0 | 100KHz/0.1V |
| SEP0602E-8R2M-LF | 8.2 \pm 20% | 5.5 | 3.5 | 106.0 | 100KHz/0.1V |
| SEP0602E-100M-LF | 10 \pm 20% | 5.0 | 3.0 | 129.0 | 100KHz/0.1V |

- Isat : DC current at which the inductance drops 30% (typ) from its value without current.
- I rms : Average current for a 40°C temperature rise above 25°C ambient.
- Operating temperature range -55°C to +125°C , Electrical specifications at 25°C.

PACKAGING SPECIFICATION



| STAYLE | Q'TY (PCS) | DIMENSIONS (m/m) | | | | | |
|--------|------------|------------------|-----|-----|----|-----|-------------|
| | | Ao | Bo | Ko | P | Po | D \pm 0.3 |
| 13" | 1,000 | 7.2 | 7.0 | 2.8 | 12 | 4.0 | 16 |