

SBP1005 SERIES ~ High Current SMD Power Inductors

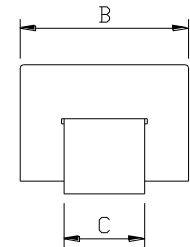
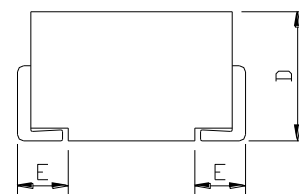
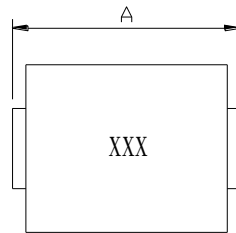


PART NUMBERING SYSTEM

SBP	1005	—	R15M	—	LF
TYPE	DIMENSIONS		INDUCTANCE		LEAD FREE

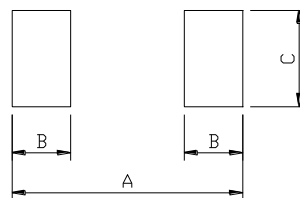
SHAPES AND DIMENSIONS

UNIT : mm



A=10.2 Max. B=7.0 Max. C=3.0 Ref. D=5.0 Max. E=1.0 Ref.

RECOMMENDED PATTERNS



UNIT : mm

A=10.5 B=2.5 C=4.5

FEATURES

1. Voltage regulator modules (VRMs) for servers, microprocessors.
2. High frequency, high current switching power supplies. Electrical Characteristic
 - a. Storage temperature range : -40°C to + 125°C.
 - b. Operating ambient temperature range : -40°C to + 125°C (range is application specific)
 - c. Infrared reflow temperature : +260°C for 10 seconds maximum.
 - d. Frequency Range : 300KHz to 2MHz.
3. Surface mount inductors designed for high speed, high current switch mode applications requiring lower inductance.
4. Inductance values from 100nH to 220nH. Current range up to 80 Amps.

SBP1005 SERIES ~ High Current SMD Power Inductors

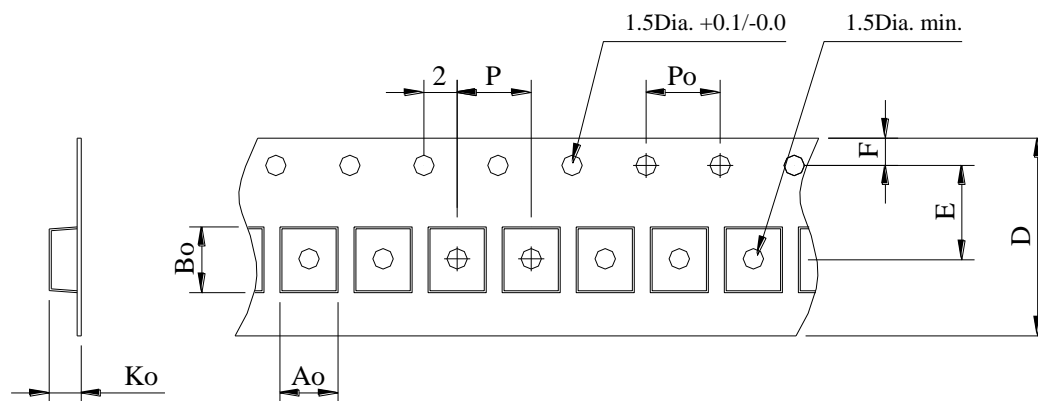


SPECIFICATION TABLE

PART NUMBER	INDUCTANCE (nH)	DCR (mΩ) (Nom.)	DCR (mΩ) (Max.)	I sat (peak) Amps	I rms Amps
SBP1005-R10M-LF	100±20%	0.48	0.65	80	40
new SBP1005-R12M-LF	120±20%	0.48	0.65	65	40
SBP1005-R15M-LF	150±20%	0.48	0.65	45	40
SBP1005-R20M-LF	200±20%	0.48	0.65	33	40
new SBP1005-R22M-LF	220±20%	0.48	0.65	30	40

- Isat: DC current at which the inductance drops 30% (typ) from its value without current.
- Irms: Average current for 40°C temperature rise from 25°C ambient.
- Operating temperature range -40°C to +125°C ,
- Electrical specifications at 20°C .

PACKAGING SPECIFICATION



STAYLE	Q'TY (PCS)	DIMENSIONS (m/m)							
		Ao	Bo	Ko	P	Po	D±0.3	E±0.1	F±0.1
13~16	1,000	7.6±0.3	11.5±0.3	5.7±0.3	12±0.3	4	24	11.5	1.75



Coilmaster Electronics Co., Ltd.
9F-3 No.398, Huan Bei Rd. Chung Li City, Taoyuan 320, Taiwan

Email: sales@bec.co.uk
Web: www.bec.co.uk



SBP1005 SERIES ~ High Current SMD Power Inductors



Electrical curve

