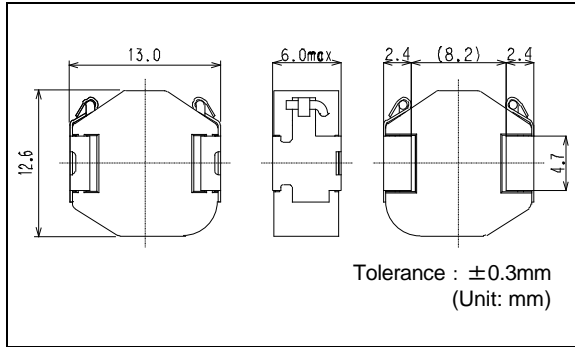
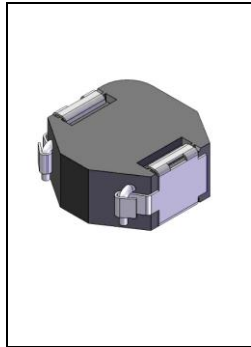
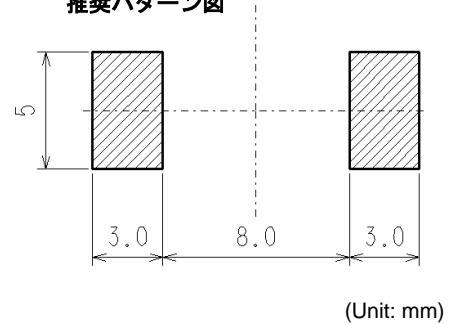




DFEG12060D

Inductance Range: 1.0~22μH


Recommended patterns
 推奨パターン図

FEATURES 特長

- 13.3 × 12.9mm square and 6.0mm Max. height.
- Magnetically shielded construction, low DC resistance.
- Suitable for large current
- The use of low loss iron powder ensure capability for high efficiency.
- Low audible core noise.
- Operating temperature range : -40~+125°C
- AEC-Q200 compliant.
- 13.3 × 12.9mm 角、高さ6.0mm Max.
- 閉磁路構造、低直流抵抗
- 大電流対応
- 低コアロス鉄系磁性粉を用いた高効率化対応
- 低コア鳴きノイズ
- DC-DC コンバータ用インダクタなどに最適
- 動作温度範囲：-40~+125°C
- AEC-Q200準拠

STANDARD PART NUMBERS 標準品一覧
TYPE DFEG12060D (Quantity/reel; 500 PCS)

品番	インダクタンス ⁽¹⁾	許容差	測定周波数	直流抵抗 ⁽²⁾	直流重畳許容電流 ⁽³⁾	温度上昇許容電流 ⁽⁴⁾
Part Number	Inductance ⁽¹⁾ L(μH)	Tolerance (%)	Test Frequency (KHz)	DC Resistance ⁽²⁾ (mΩ)Max. (Typ.)	Inductance Decrease Current ⁽³⁾ (A) Max. (Typ.) ΔL/L=20%	Temperature Rise Current ⁽⁴⁾ ΔT=40°C (A) Max. (Typ.)
DFEG12060D-1R0M=P3	1.0	±20	100	2.9 (2.4)	19 (25)	20 (26)
DFEG12060D-1R5M=P3	1.5	±20	100	3.6 (3.0)	17 (23)	17 (22)
DFEG12060D-2R2M=P3	2.2	±20	100	4.4 (3.6)	16 (21)	16 (20)
DFEG12060D-3R3M=P3	3.3	±20	100	6.3 (5.2)	14 (18)	13 (17)
DFEG12060D-4R7M=P3	4.7	±20	100	11 (8.6)	11 (14)	10 (13)
DFEG12060D-5R6M=P3	5.6	±20	100	11 (8.9)	10 (13)	10 (13)
DFEG12060D-6R8M=P3	6.8	±20	100	14 (11)	8.3 (11)	9.0 (12)
DFEG12060D-8R2M=P3	8.2	±20	100	17 (14)	8.3 (11)	8.0 (11)
DFEG12060D-100M=P3	10	±20	100	20 (16)	6.6 (8.8)	7.9 (9.9)
DFEG12060D-150M=P3	15	±20	100	28 (23)	5.6 (7.4)	6.6 (8.3)
DFEG12060D-220M=P3	22	±20	100	35 (29)	4.9 (6.5)	6.0 (7.5)

(1) Inductance is measured with a LCR meter 4284A(Agilent Technologies) or equivalent. Test frequency at 100kHz

(2) DC resistance is measured with 34420A (Agilent Technologies) or 3541(HIOKI). (Reference ambient temperature 25°C)

(3) Inductance Decrease Current based upon 20% inductance reduction from the initial value

(4) Temperature Rise Current based upon 40°C temperature rise. (Reference ambient temperature 20°C)

(5) Absolute maximum voltage : 50VDC

(1) インダクタンスはLCRメータ4284A(Agilent Technologies)または同等品により測定する。測定周波数は100kHz。

(2) 直流抵抗は測定器34420A (Agilent Technologies) または3541 (HIOKI) と同等品により測定する。(周囲温度25°C)

(3) 直流重畳許容電流：直流重畳電流を流した時インダクタンスの値が初期値より20%減少する直流電流値

(4) 温度上昇許容電流：コイルの温度が40°C上昇する値 (周囲温度20°Cを基準とする。)

(5) 絶対最大電圧 50VDC