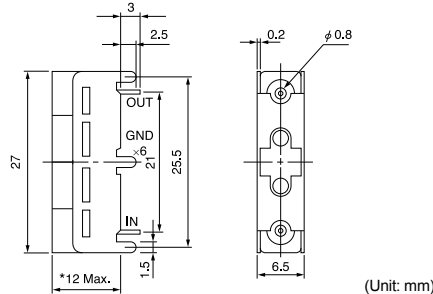



### TYPE #6DFC / #6DFSC (4 Pole Type)

Frequency Range: 700~1900MHz

Temperature Range: -40°C~+85°C

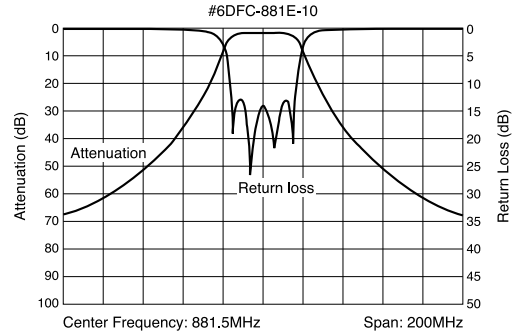
#### #6DFC



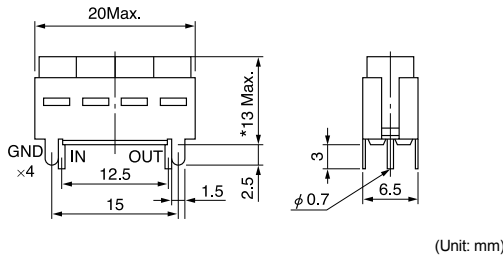
\*: Depends on Center Frequency.

\*: 高さは周波数に依存します。

#### Typical Characteristics 代表特性例

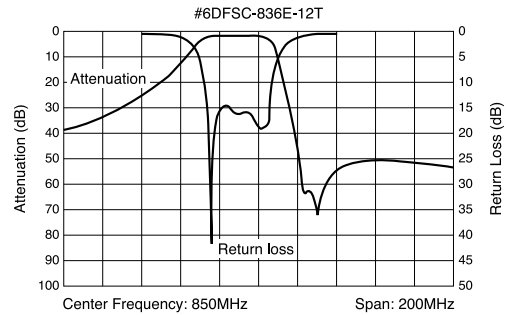


#### #6DFSC



\*: Depends on Center Frequency.

\*: 高さは周波数に依存します。



### SELECTION GUIDE FOR STANDARD DEVICES

- The Part Number shown in the table below are standard devices, which are readily available. TOKO will design and manufacture modified and custom devices with specific characteristics to meet your requirements.
- If you do not find the devices for your application in this catalog, please contact our sales or representative office.
- RoHS compliant

- 下記の表に示す製品番号は標準品です。TOKOは、お客様のご要望に合わせ設計、製作致しますので、お客様の用途に適合する仕様が見当たらない場合は、当社営業所または代理店にご連絡下さい。
- RoHS指令対応

#### TYPE #6DFC: 4 Pole Designs

東光品番	中心周波数	帯域幅	挿入損失	帯域内リップル	V.S.W.R.	選択度	応用例
TOKO Part Number	Center Frequency (MHz)	Bandwidth (fo ± MHz)	Insertion Loss (dB) Max.	Ripple in BW (dB) Max.	V.S.W.R. in BW Max.	Selectivity (dB) Min. (MHz)	Application
#6DFC-836E-10	836.5	± 12.5	2.7	1.0	2.0	23 (fo ± 32.5)	Cellular-AMPS
#6DFC-881E-10	881.5	± 12.5	2.7	1.0	2.0	23 (fo ± 32.5)	Cellular-AMPS
#6DFC-902E-10	902.5	± 12.5	2.7	1.0	2.0	23 (fo ± 32.5)	Cellular-NMT/GSM
#6DFC-947E-10	947.5	± 12.5	2.7	1.0	2.0	23 (fo ± 32.5)	Cellular-NMT/GSM
#6DFC-897G-10	897.5	± 17.5	3.0	1.1	2.0	4, 16 (fo ± 27.5, ± 37.5)	Cellular-EGSM
#6DFC-942G-10	942.5	± 17.5	3.0	1.1	2.0	4, 16 (fo ± 27.5, ± 37.5)	Cellular-EGSM
#6DFC-1030C-10	1030.0	± 7.5	3.0	1.0	2.0	40, 60 (fo ± 60, ± 120)	TACS
#6DFC-1090C-10	1090.0	± 7.5	3.0	1.0	2.0	40, 60 (fo ± 60, ± 120)	TACS
#6DFC-1229B-12TW	1229.0	± 5.0	4.0	0.6	2.0	35, 33 (fo - 36, + 36)	CATV
#6DFC-1747O-11	1747.5	± 37.5	2.5	1.1	2.4	8, 21 (fo ± 57.5, ± 80)	Cellular-PCN/DSC1800
#6DFC-1842O-12	1842.5	± 37.5	2.5	1.1	2.4	8, 21 (fo ± 57.5, ± 80)	Cellular-PCN/DSC1800
#6DFC-1542G-10	1542.0	± 17.0	3.5	1.5	2.0	42, 50 (fo ± 84.5, + 112)	INMARSAT

#### TYPE #6DFSC: 4 Pole Designs

東光品番	中心周波数	帯域幅	挿入損失	帯域内リップル	V.S.W.R.	選択度	応用例
TOKO Part Number	Center Frequency (MHz)	Bandwidth (fo ± MHz)	Insertion Loss (dB) Max.	Ripple in BW (dB) Max.	V.S.W.R. in BW Max.	Selectivity (dB) Min. (MHz)	Application
#6DFSC-836E-12T	836.5	± 12.5	2.5	0.9	1.7	43 (864~894)	Cellular-AMPS
#6DFC-920C-10	920.0	± 7.0	4.0	1.2	2.0	40 (fo ± 53)	Digital TV

Input Output impedance / 入出力インピーダンス: 50Ω